


ALUMINUM FENCE SYSTEMS



1

INFILLS

FOR ALUMINUM FENCES

- FULL INFILLS
- INFILLS WITH GAP
- LOUVER INFILLS
- PANEL INFILLS
- VERTICAL INFILLS
- FACADES


4 - 25

2

ADAPTERS

FOR ALUMINUM FENCES

- MODEL 20/18/16/14
- MODEL 20/22/24/26
- MODEL 20
- MODEL 30
- MODEL 40
- MODEL 46



26 - 35



3

FENCE ACCESSORIES

- SUPPORT BRACE CHANNEL
- LED PROFILES

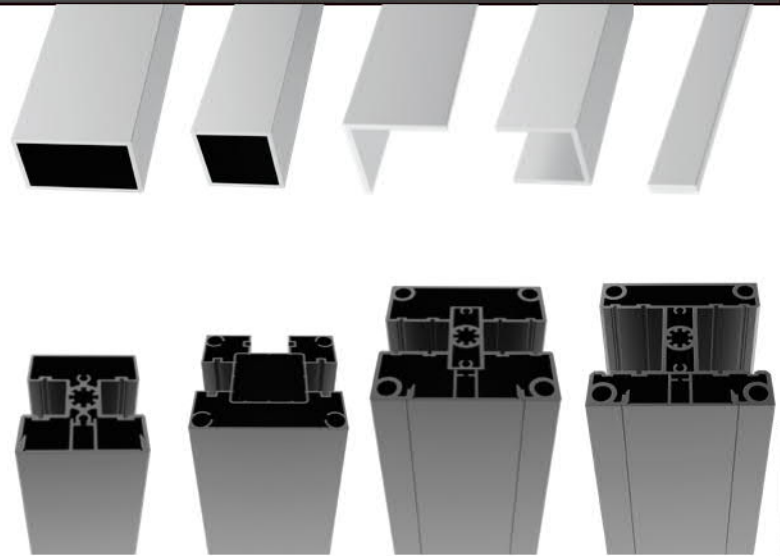
36 - 39

4


FENCE POSTS

FOR ALUMINUM FENCES

- FENCE PROFILES
- MULTIBOXES
- DIY ALUMINUM PROFILES
- FENCE ACCESSORIES



40 - 51



5

GATES

- SINGLE SWING GATE - SSG
- DOUBLE SWING GATE - DSG
- ROLLING GATE - RLG
- CANTILEVER GATE - CLG

52 - 61

6

GATE ACCESSORIES

- FRAME PROFILES
- HINGES
- LOCKS, INOX DOOR HANDLES
- GATE STOPPERS, BOLTS
- RACKS
- WHEELS



62 - 79



7

GATE SETS

FOR ALUMINUM FENCES/GATES

- FENCE SETS
- GATE SETS

79 - 83

8

APPLICATION

- DESIGN GALLERY




84 - 87

1

INFILLS

FOR ALUMINUM FENCES






FULL INFILLS

MODEL 20
MODEL 17 WEB
MODEL 14 WEB



INFILLS WITH GAP

MODEL 20
MODEL 17 WEB
MODEL 14 WEB



LOUVER INFILLS

MODEL 20
MODEL 30
MODEL 40
MODEL 46



PANEL INFILLS

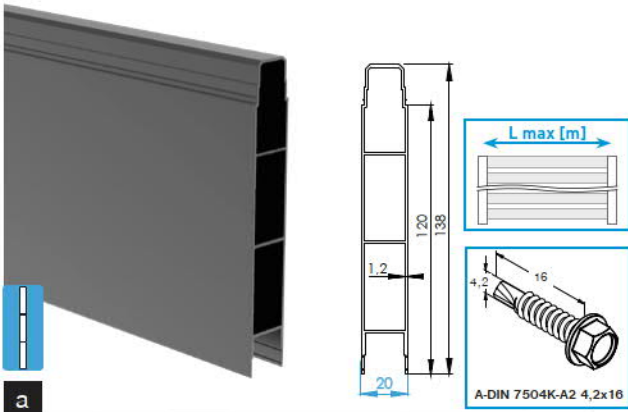
GLASS
PLATE (t= 1-10mm)
SOLAR



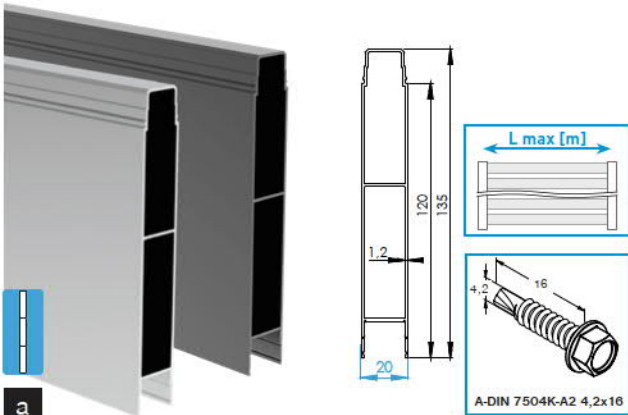
VERTICAL INFILLS



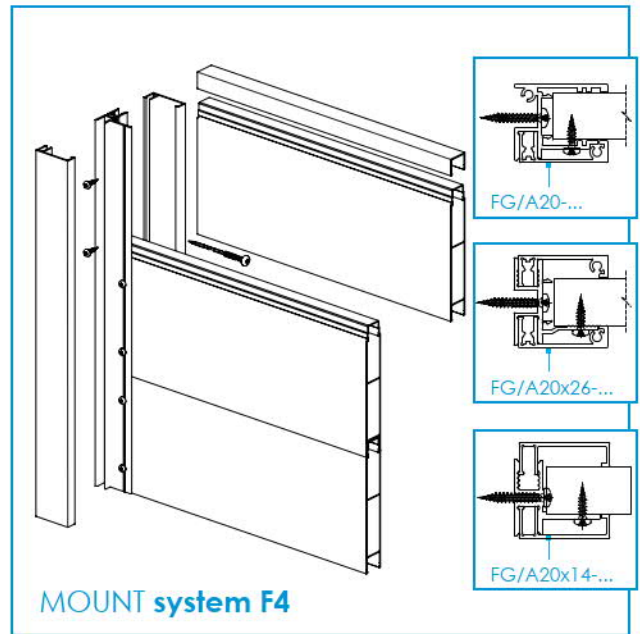
FACADES



Material	Finish	Effect	art.	L	L max	MOUNT system
ALUMINIUM	natural	RAL 7016	AL/4359-1800-R7016	1800	3	F4
			AL/4359-6000-R7016	6000		
		silver				



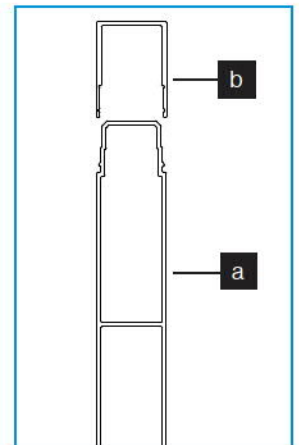
Material	Finish	Effect	art.	L	L max	MOUNT system
ALUMINIUM	natural	RAL 7016	FG/F20x120-2000-R7016	2000	3	F4
			FG/F20x120-6000-R7016	6000		
		silver	FG/F20x120-6000-N			




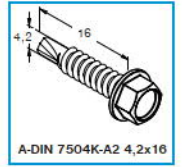
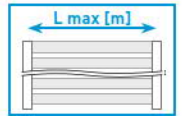
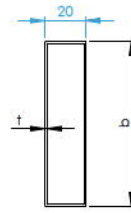
MOUNT system F4



Material	Finish	Effect	art.	L	MOUNT system
ALUMINIUM	natural	RAL 7016	FG/FC20-2000-R7016	2000	F4
			FG/FC20-6000-R7016	6000	
		silver	FG/FC20-6000-N		







Material	Finish	Effect	art.	L	b	t	L max	MOUNT system
ALUMINIUM	natural	silver	AL/20x5-6000	6000	s	full		S4
		black	AL/20x5-6000-R9005					
		RAL 7016	FG/S20x20-2000-R7016	2000				
		RAL 7016	FG/S20x20-3000-R7016	3000		3		
		silver	FG/S20x20-6000-N	6000	20	1,5		
ALUMINIUM	natural	RAL 7016	FG/S20x20-6000-R7016	7000				S4
		RAL 7016	FG/S20x20-7000-R7016					
		silver	A/20x20x0,4-6000	6000	0,4	2		
		RAL 7016	FG/S20x30-2000-R7016	2000				
		RAL 7016	FG/S20x30-3000-R7016	3000				
ALUMINIUM	natural	silver	FG/S20x30-6000-N	6000	30	1,5	3	S4
		RAL 7016	FG/S20x30-6000-R7016	7000				
		RAL 7016	FG/S20x30-7000-R7016					
		silver	A/20x30x0,4-6000	6000	0,4	2		
		RAL 7016	FG/S20x40-2000-R7016	2000				
ALUMINIUM	natural	RAL 7016	FG/S20x40-3000-R7016	3000				S4
		silver	FG/S20x40-6000-N	6000	40	1,2	3	
		RAL 7016	FG/S20x40-6000-R7016	7000				
		RAL 7016	FG/S20x40-7000-R7016					
		silver	A/20x40x0,6-6000	6000	0,6	2		
ALUMINIUM	natural	RAL 7016	AL/4376-1800-R7016	1800	55	1,5	3	S4
		RAL 7016	AL/4376-6000-R7016	6000				
		RAL 7016	FG/S20x60-2000-R7016	2000				
		RAL 7016	FG/S20x60-3000-R7016	3000				
		RAL 7016	FG/S20x60-6000-N	6000	60	1,2	3	
ALUMINIUM	natural	RAL 7016	FG/S20x60-6000-R7016	7000				S4
		RAL 7016	FG/S20x60-7000-R7016					
		silver	A/20x60x0,6-6000	6000	0,6	2		
		RAL 7016	FG/S20x80-2000-R7016	2000				
		RAL 7016	FG/S20x80-2500-R7016	2500				
ALUMINIUM	natural	RAL 7016	FG/S20x80-3000-R7016	3000				S4
		silver	FG/S20x80-6000-N	6000	80	1	2,5	
		RAL 7016	FG/S20x80-6000-R7016	7000				
		RAL 7016	FG/S20x80-7000-R7016					
		silver	A/20x80x0,8-6000	6000	0,8	2		
ALUMINIUM	natural	RAL 7016	FG/S20x100x1-2000-R7016	2000				S4
		RAL 7016	FG/S20x100x1-2500-R7016	2500				
		RAL 7016	FG/S20x100x1-3000-R7016	3000				
		RAL 7016	FG/S20x100x1-6000-N	6000	100	1,2	3	
		RAL 7016	FG/S20x100x1-6000-R7016	7000				
ALUMINIUM	natural	WOOD	FG/S20x100x1-6000-W01					S4
		RAL 7016	FG/S20x100x1-7000-R7016	7000				
		silver	A/20x100x0,8-6000	6000	0,8	2		
		RAL 7016	FG/S20x120-2000-R7016	2000				
		RAL 7016	FG/S20x120-3000-R7016	3000				
ALUMINIUM	natural	silver	FG/S20x120-6000-N	6000	120	1,2	3	S4
		RAL 7016	FG/S20x120-6000-R7016	7000				
		RAL 7016	FG/S20x120-7000-R7016					
		silver	FG/S20x200x1,9-6000-N	6000	200	1,9		

STAND OUT AMONG OTHERS FIND YOUR PERFECT COLOUR

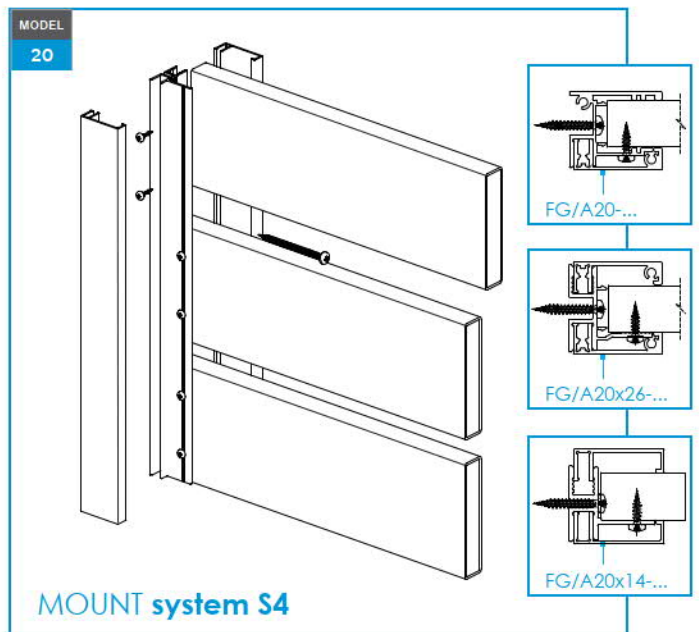
FG/S20-RAL-WD can be customized to any individual RAL colour and wood decor. For specific requests email us at: info@umakov.sk





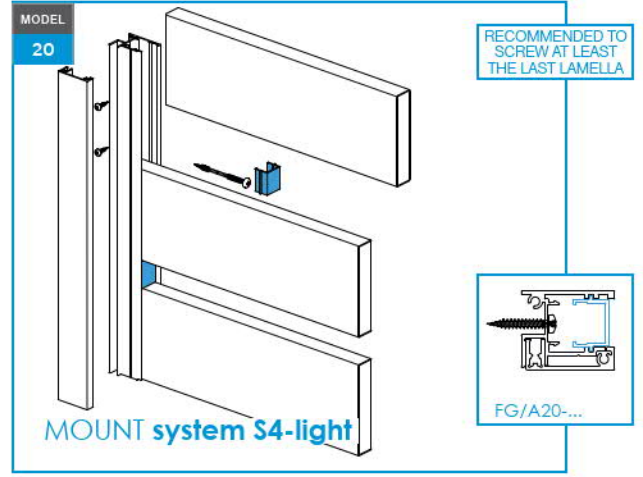
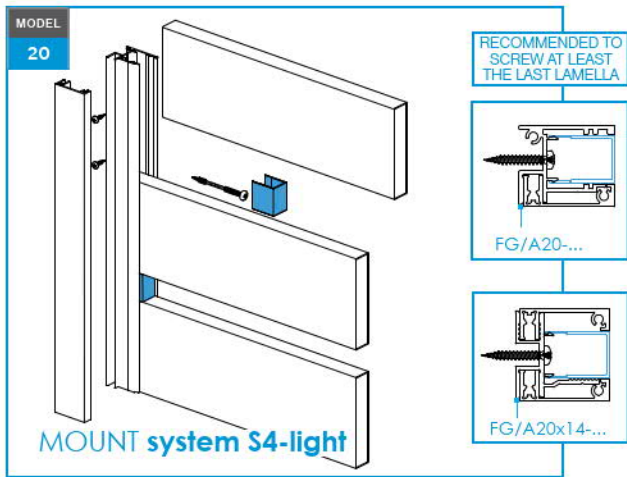
RAL Line

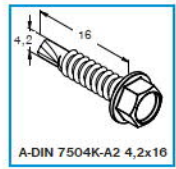
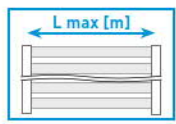
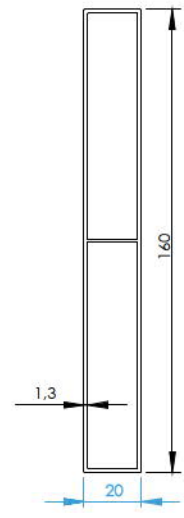
- RAL9006
- RAL9007
- RAL7016
- RAL6005
- RAL8003
- DB 703
- RAL8017
- RAL9016

AVAILABLE WOOD DECORS

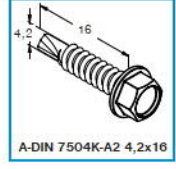
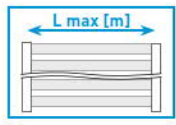
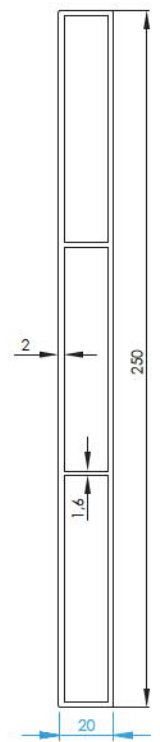
Material	Finish	Effect	art.	L	b	MOUNT system
ALUMINIUM	natural	CHOOSE	FG/S20-RAL-WD	6000	20,30,+0,60,80,100,120,200	S4, S6



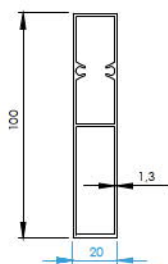





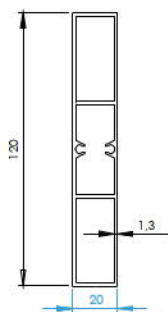
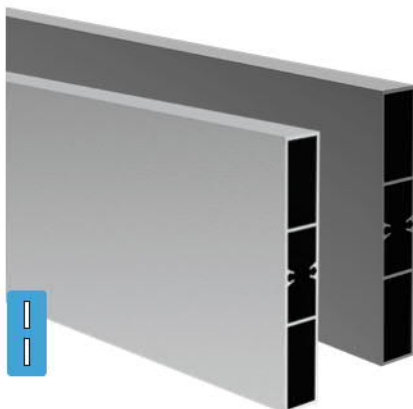
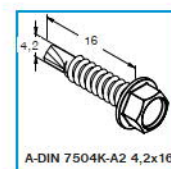
Material	Finish	Effect	art.	L	L max	MOUNT system
ALUMINIUM	natural	RAL 7016	FG/S20x160-2000-R7016	2000	3	S4, S6
		RAL 7016	FG/S20x160-3000-R7016	3000		
		silver	FG/S20x160-6000-N	6000		
		RAL 7016	FG/S20x160-6000-R7016	7000		
		RAL 7016	FG/S20x160-7000-R7016	7000		



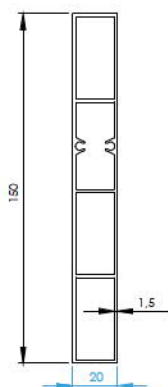

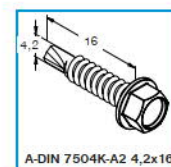
Material	Finish	Effect	art.	L	L max	MOUNT system
ALUMINIUM	natural	silver	FG/S20x250x2-6000-N	6000	3	S4, S6



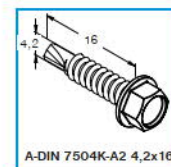
Material	Finish	Effect	art.	L	MOUNT system
ALUMINIUM	natural	RAL 7016	FG/S20x100x1,3-2000-R7016	2000	S4, S6
			FG/S20x100x1,3-4000-R7016	4000	
		RAL 9006	FG/S20x100x1,3-2000-R9006	2000	
			FG/S20x100x1,3-4000-R9006	4000	



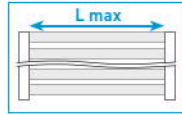
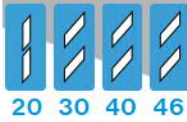

Material	Finish	Effect	art.	L	MOUNT system
ALUMINIUM	natural	RAL 7016	FG/S20x120x1,3-2000-R7016	2000	S4, S6
			FG/S20x120x1,3-4000-R7016	4000	
		RAL 9006	FG/S20x120x1,3-2000-R9006	2000	
			FG/S20x120x1,3-4000-R9006	4000	




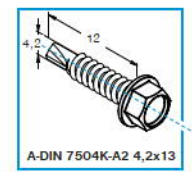
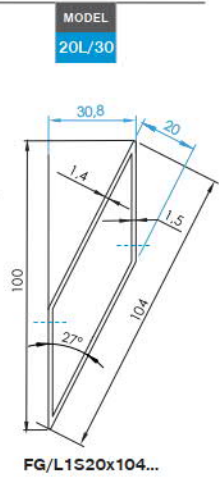
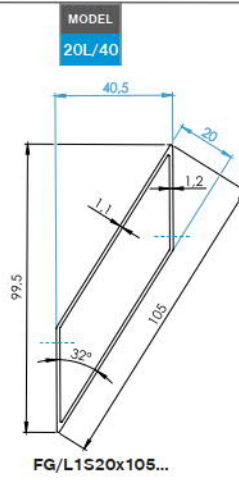
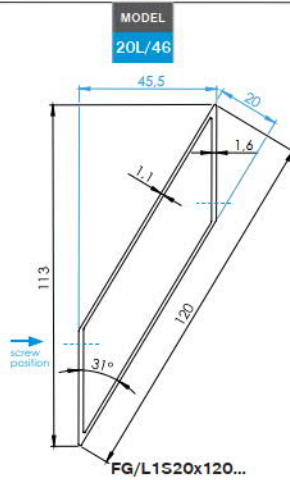
Material	Finish	Effect	art.	L	MOUNT system
ALUMINIUM	natural	RAL 7016	FG/S20x150x1,5-2000-R7016	2000	S4, S6
			FG/S20x150x1,5-4000-R7016	4000	
		RAL 9006	FG/S20x150x1,5-2000-R9006	2000	
			FG/S20x150x1,5-4000-R9006	4000	



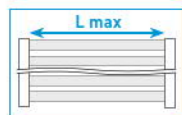

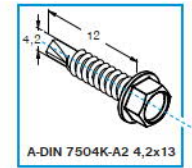
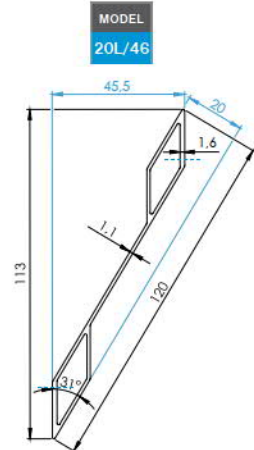
LAMEL SYSTEM MODEL 20L - LOUVER



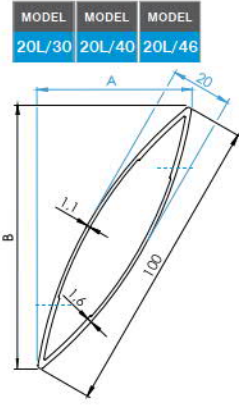
Material	Finish	Effect	art.	L	L max	MOUNT system
ALUMINIUM	natural	RAL 7016	FG/L1S20x120-2000-R7016	2000	2,5	L1,L4,L6
			FG/L1S20x120-3000-R7016	3000		
		silver	FG/L1S20x120-6000-R7016	6000		
			FG/L1S20x120-6000-N	6000		
		RAL 7016	FG/L1S20x120-7000-R7016	7000		
			FG/L1S20x105-6000-R7016	6000		
silver	FG/L1S20x105-6000-N	6000				
	FG/L1S20x104-6000-N	6000				



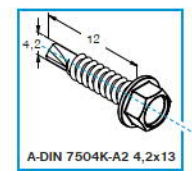
Material	Finish	Effect	art.	L	L max	MOUNT system
ALUMINIUM	natural	RAL 7016	FG/L2S20x120-2000-R7016	2000	2	L1,L4,L6
			FG/L2S20x120-6000-R7016	6000		
		silver	FG/L2S20x120-6000-N	6000		
			FG/L2S20x120-7000-R7016	7000		

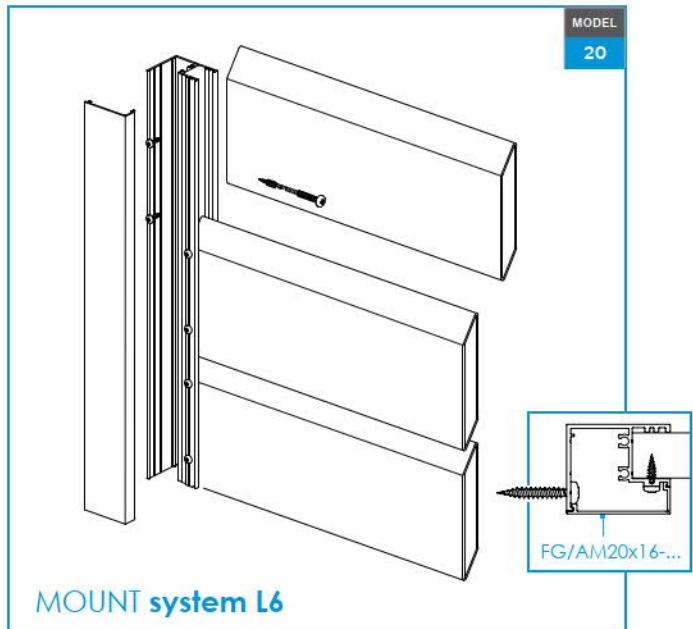
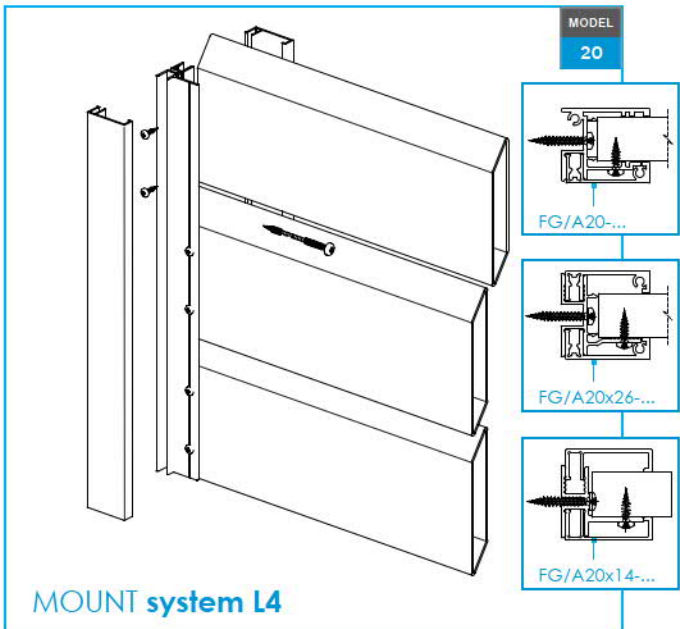
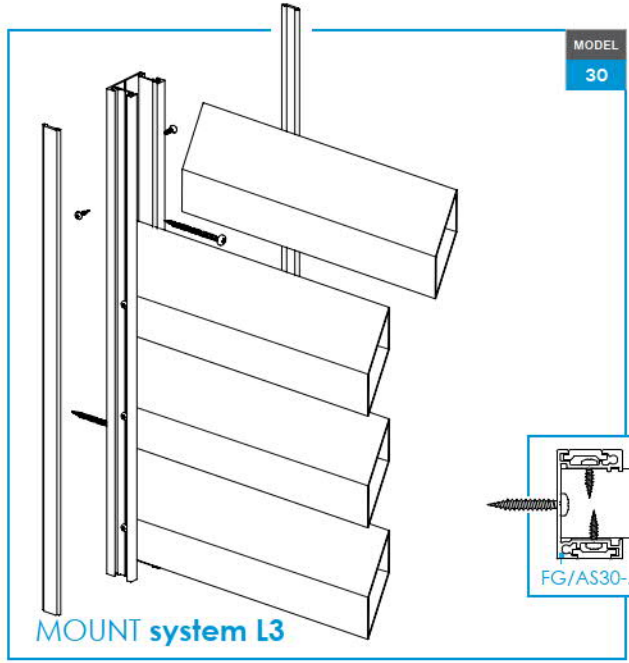
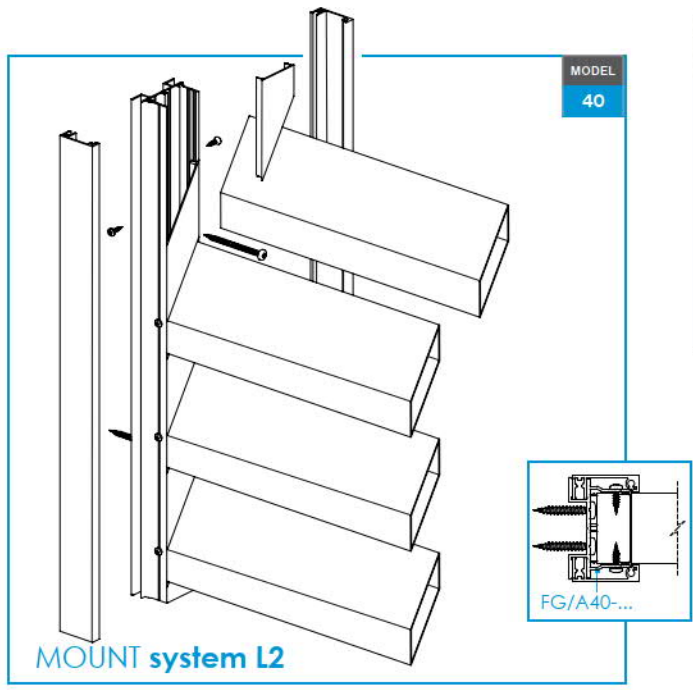
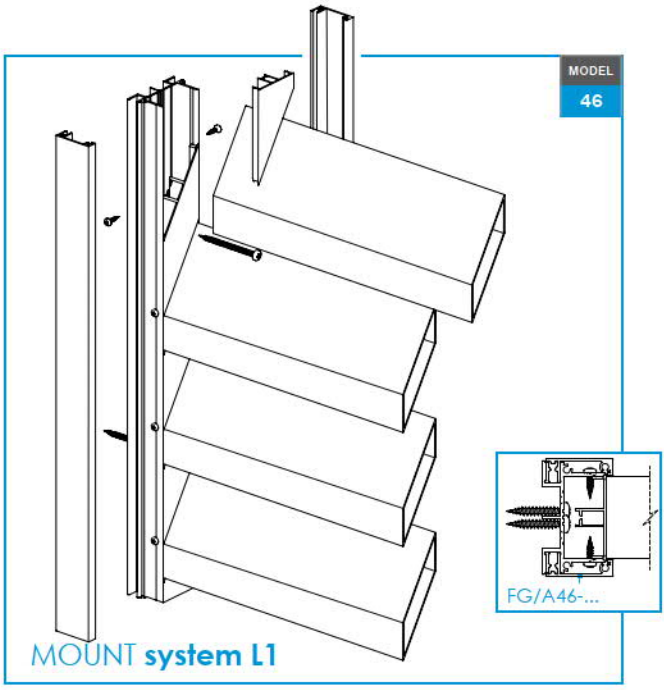


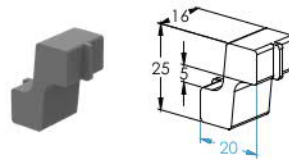
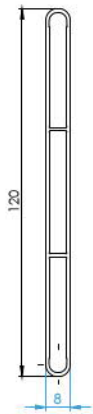
Material	Finish	Effect	art.	L	L max	MOUNT system
ALUMINIUM	natural	RAL 7016	FG/O20x100-2000-R7016	2000	2,5	L1,L2,L3,L4,L6
			FG/O20x100-6000-R7016	6000		
		silver	FG/O20x100-6000-N	6000		
			FG/O20x100-7000-R7016	7000		



MOUNT system	A	B
L4, L6	20	100
L3	30	96
L2	41	92
L1	46	90,5



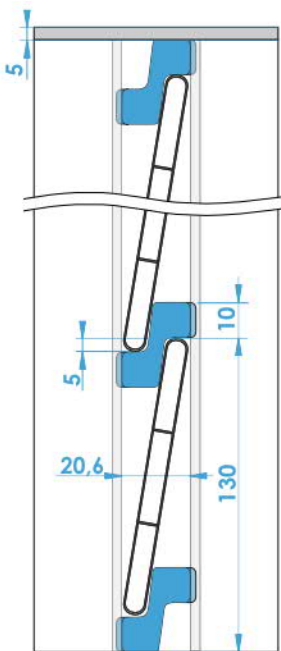




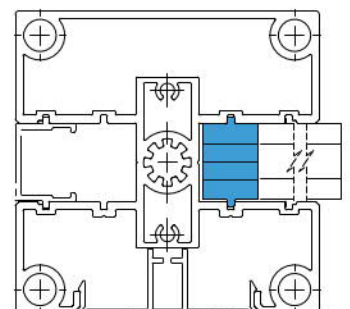
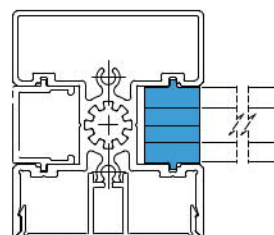
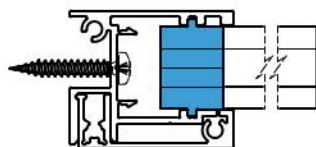
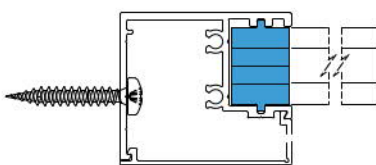
Material	Finish	Effect	art.	L
ALUMINIUM	natural	RAL 7016	AL/4328-1800-R7016	1800
			AL/4328-6000-R7016	6000

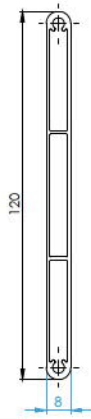
Material	Effect	art.
PVC	RAL 7016	A19/2545-R7016

LOUVRE-ATYP

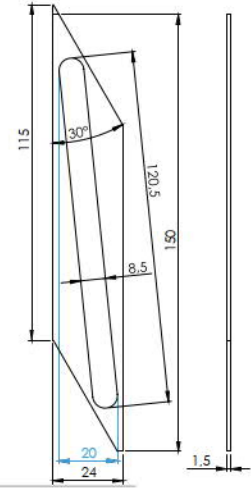


Fence total height	lamel count
1010 mm	8x (n=7)
1135 mm	9x (n=8)
1260 mm	10x (n=9)
1385 mm	11x (n=10)
1510 mm	12x (n=11)
1635 mm	13x (n=12)
1760 mm	14x (n=13)
1885 mm	15x (n=14)
height calculation formula $130+n(130-5)+5$	



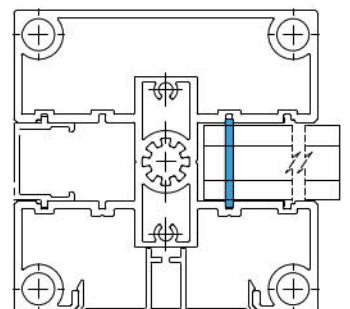
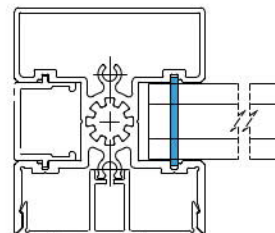
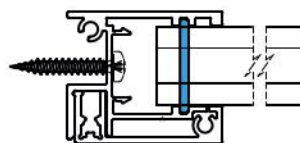
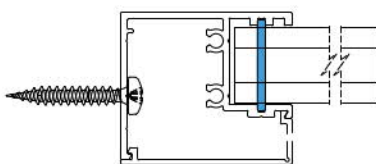


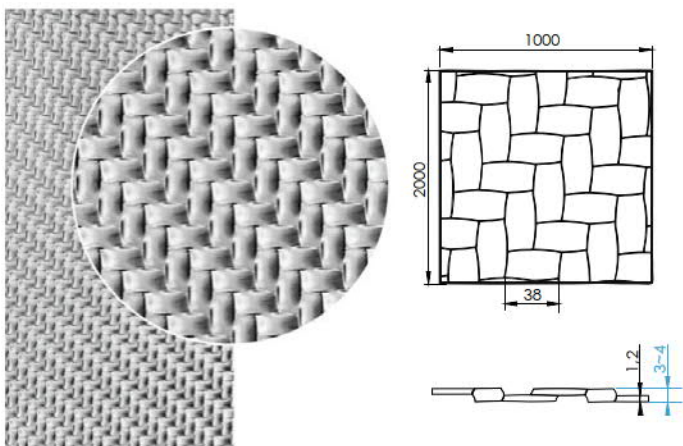
Material	Finish	Effect	art.	L
ALUMINIUM	natural	RAL 7016	FG/L8x120-2000-R7016	2000
			FG/L8x120-6000-R7016	6000



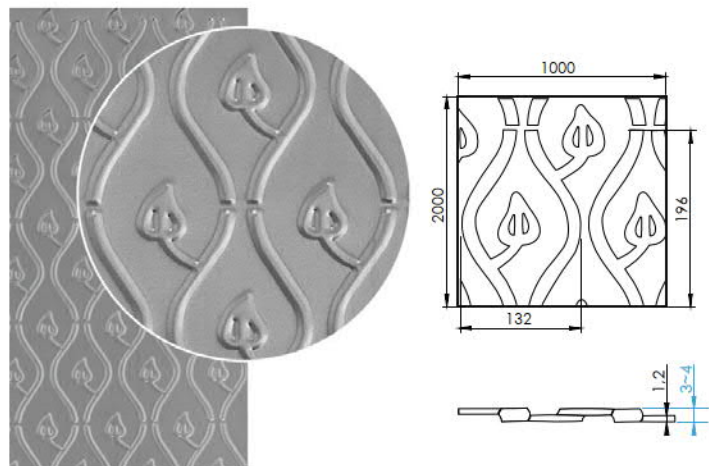
Material	Finish	Effect	art.
ALUMINIUM	natural	RAL 7016	FG/A8x120-R7016

LOUVRE-ATYP

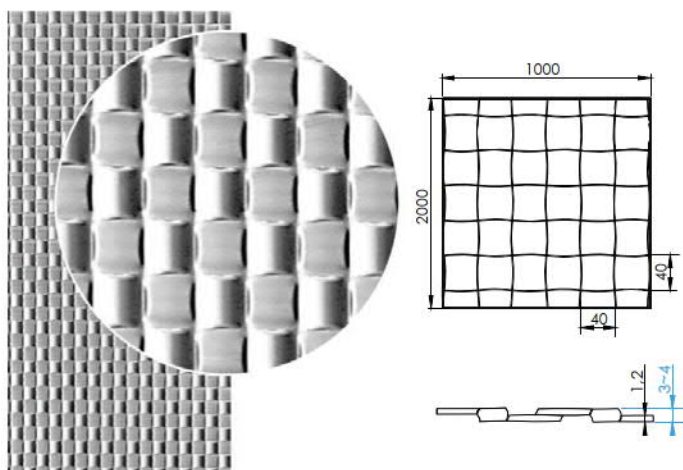




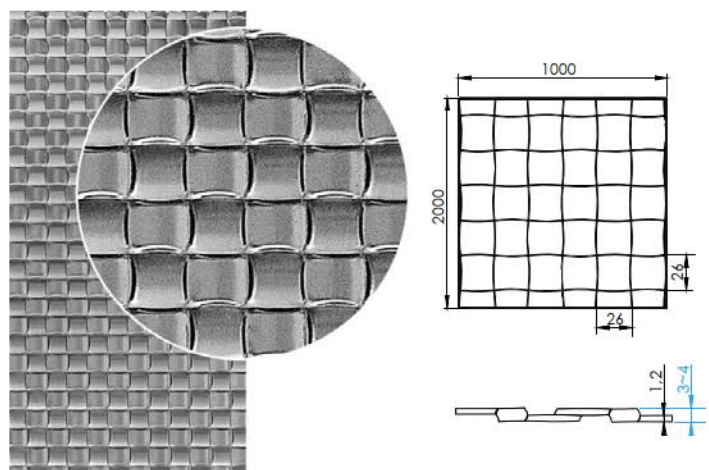
Material	Finish	Effect	art.	t	MOUNT system
steel	Zn	-	FG/PS01-100x200-1,2-Zn	1,2	P7



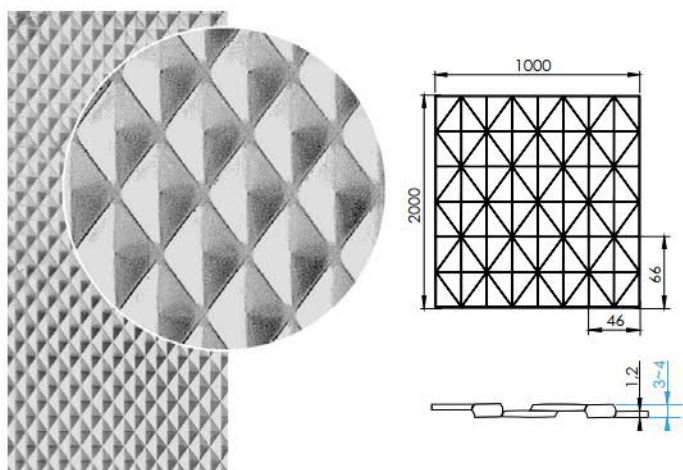
Material	Finish	Effect	art.	t	MOUNT system
steel	Zn	-	FG/PS02-100x200-1,2-Zn	1,2	P7



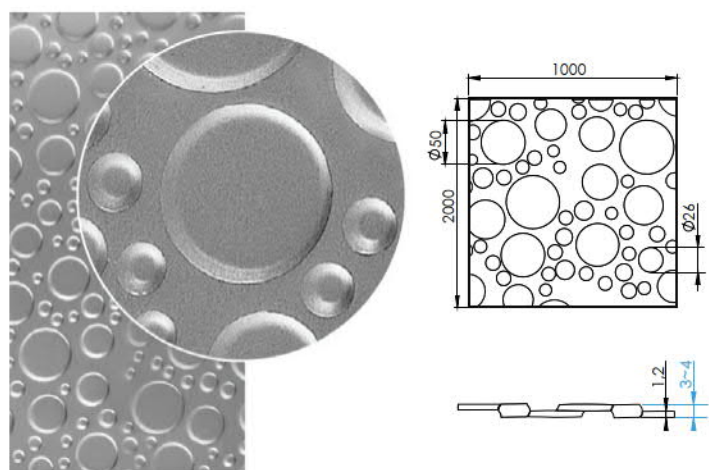
Material	Finish	Effect	art.	t	MOUNT system
steel	Zn	-	FG/PS03-100x200-1,2-Zn	1,2	P7



Material	Finish	Effect	art.	t	MOUNT system
steel	Zn	-	FG/PS04-100x200-1,2-Zn	1,2	P7



Material	Finish	Effect	art.	t	MOUNT system
steel	Zn	-	FG/PS05-100x200-1,2-Zn	1,2	P7



Material	Finish	Effect	art.	t	MOUNT system
steel	Zn	-	FG/PS06-100x200-1,2-Zn	1,2	P7

Material	Finish	Effect	art.	t	MOUNT system
ALUMINIUM	natural	-	AL/1348-100x200-3-N	3	P7

Material	Finish	Effect	art.	t	MOUNT system
ALUMINIUM	natural	-	AL/1762-100x200-3-N	3	P7

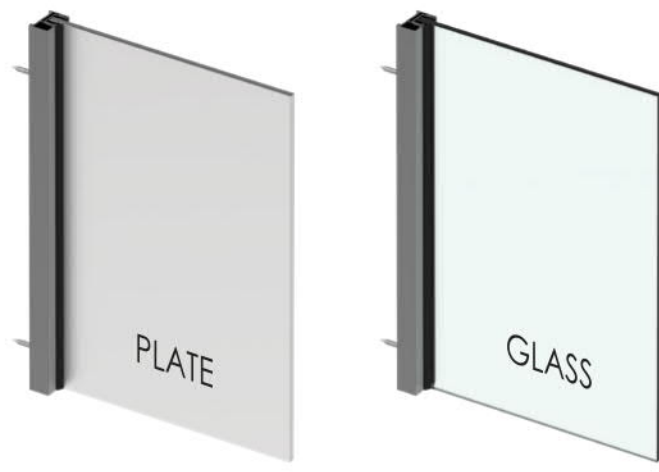


MODEL
20

PANEL INFILL
thickness up to 10 mm

FG/AU20x16-...
FG/AM20x16-...

MOUNT system P7



PANEL SYSTEM MODEL 20 - for PANEL infills



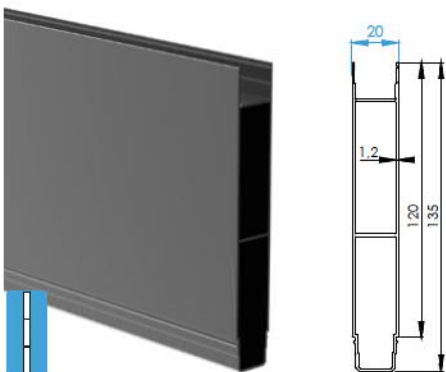
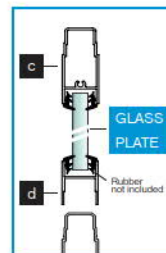
c GLASS PLATE

Material	Finish	Effect	art.	L
ALUMINIUM	natural	RAL 7016	AL/4308-1800-R7016	1800
			AL/4308-6000-R7016	6000



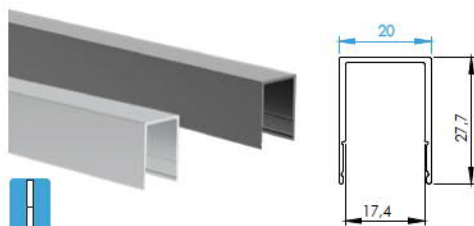
d GLASS PLATE

Material	Finish	Effect	art.	L
ALUMINIUM	natural	RAL 7016	AL/4307-1800-R7016	1800
			AL/4307-6000-R7016	6000



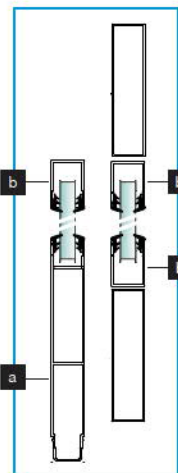
a

Material	Finish	Effect	art.	L	MOUNT system
ALUMINIUM	natural	RAL 7016	FG/F20-2000-R7016	2000	F4
			FG/F20-6000-R7016	6000	
			silver	FG/F20-6000-N	



b

Material	Finish	Effect	art.	L	MOUNT system
ALUMINIUM	natural	RAL 7016	FG/FC20-2000-R7016	2000	F4
			FG/FC20-6000-R7016	6000	
			silver	FG/FC20-6000-N	



RUBBER SEALS INFILL (t=1-8 mm)



Material	Finish	art.	L	t	MOUNT system
Rubber	black	A19/PC20x16-001-01.0	1000	1	PV, P7



Material	Finish	art.	L	t	MOUNT system
Rubber	black	A19/PC20x16-002-01.0	1000	2	PV, P7



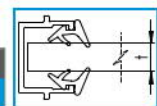
Material	Finish	art.	L	t	MOUNT system
Rubber	black	A19/PC20x16-004/006-01.0	1000	4-5	PV, P7



Material	Finish	art.	L	t	MOUNT system
Rubber	black	A19/PC20x16-006-01.0	1000	6	PV, P7



Material	Finish	art.	L	t	MOUNT system
Rubber	black	A19/PC20x16-008-01.0	1000	8	PV, P7

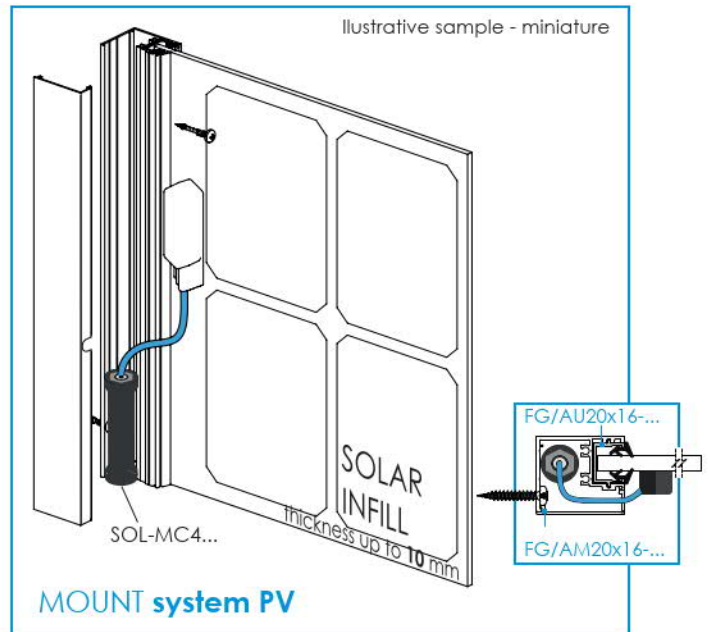




PANEL SYSTEM MODEL 20PV - SOLAR PANEL 1765x1043x5 mm




Illustrative sample - miniature



MOUNT system PV

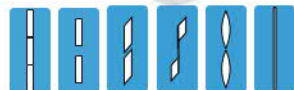
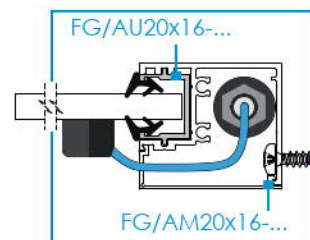
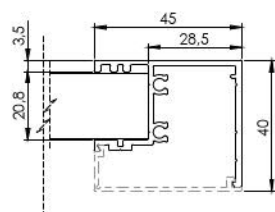

Material	use	Effect	art.	t	MOUNT system
GLASS	SOLAR	grain structure	SOL-AGORA-B60-370	5	PV

FG/SP-1765x1043x5	
Panel type	Monocrystalline, bifacial
Power	370 Wp
Weight	22 kg
Opt. oper. current	10,03 A
Opt. oper. voltage	36,9 V
Effectivity	20,1%
Frame	none
Dimension	1765x1043x5 mm
Operating temp.	-40°C ~ +85°C
IP rating	IP68

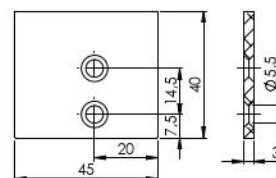
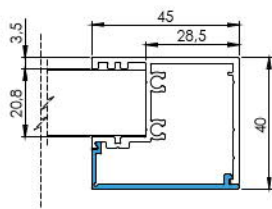



Illustrative sample - miniature



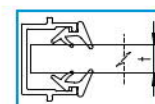
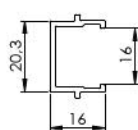


Material	Finish	Effect	art.	L	MOUNT system
ALUMINIUM	natural	RAL 7016	FG/AT16-1850-R7016	1850	4 PV, P7
			FG/AT16-6000-R7016	6000	
		silver	FG/AT16-6000-N		



Material	Finish	Effect	art.	L	MOUNT system
ALUMINIUM	natural	RAL 7016	FG/AF45x14-1850-R7016	1850	4 PV, P7
			FG/AF45x14-6000-R7016	6000	
		silver	FG/AF45x14-6000-N		

Material	Finish	Effect	art.	MODEL
ALUMINIUM	natural	RAL 7016	FG/CA45x40-R7016	20



Material	Finish	Effect	art.	t	L	MOUNT system
ALUMINIUM	natural		FG/PC20X16-20-R7016		20	PV, P7
			FG/PC20X16-1850-R7016	1-10	1850	
			FG/PC20X16-6000-R7016		6000	
		silver	FG/PC20X16-7000-N		7000	

Material	Finish	art.	L	t	MOUNT system
Rubber	black	A19/PC20x16-004/006-01.0	1000	4-5	PV, P7



color	art.	žila	L(m)
red	SOL-H1Z2Z2-K 1x4 red	1x	100
black	SOL-H1Z2Z2-K 1x4 black	4mm	
red	SOL-H1Z2Z2-K 1x6 red	1x	100
black	SOL-H1Z2Z2-K 1x6 black	6mm	





art. SOL-MC4-EVO2-F




art. SOL-MC4-EVO2-M



art. SOL-MC4-TOOL



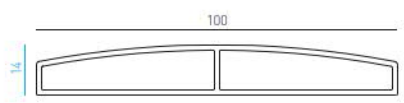
Material	Finish	Effect	art.	L	MOUNT system
ALUMINIUM	natural	RAL 7016	FG/AL40U-1850-R7016	1850	1, 2
			FG/AL40U-6000-R7016	6000	
		silver	FG/AL40U-6000-N		



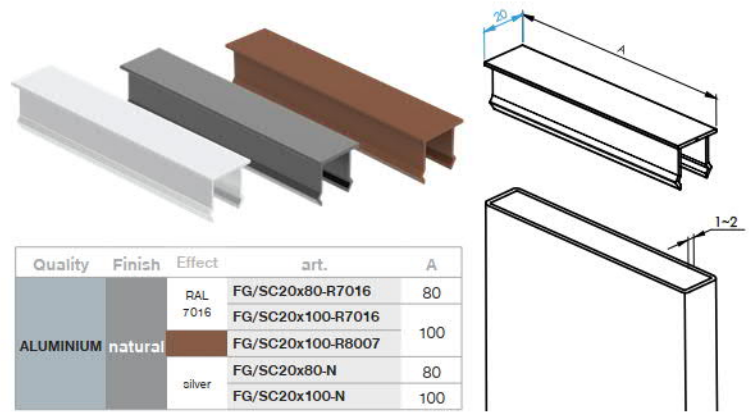
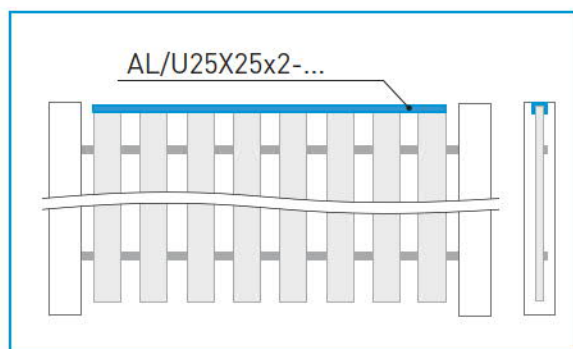
Material	Finish	Effect	art.	L	MODEL
ALUMINIUM	natural	RAL 7016	FG/AF41x9-1850-R7016	1850	46
			FG/AF41x9-6000-R7016	6000	
		silver	FG/AF41x9-6000-N	7000	



Quality	Finish	Effect	art.	a	t	L
ALUMINIUM	natural	silver	AL/U25x25x2-6000	25	2	6000

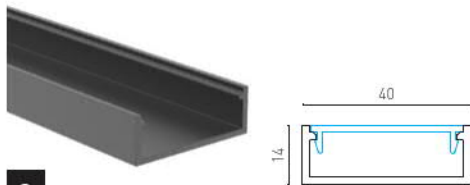
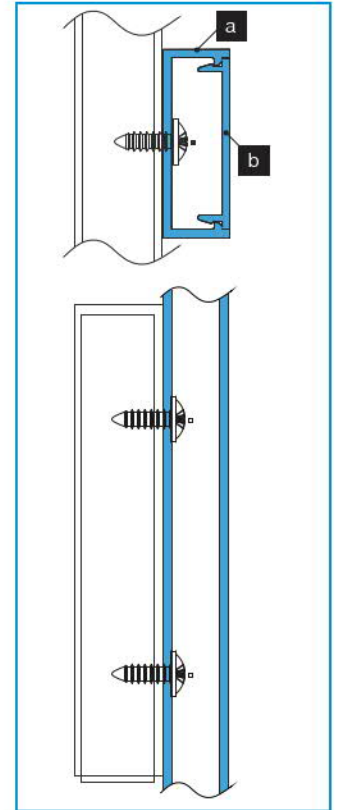



Material	Finish	Effect	art.
ALUMINIUM	natural	RAL 7016	AL/9478-6000-R7016
		silver	AL/9478-6000-N

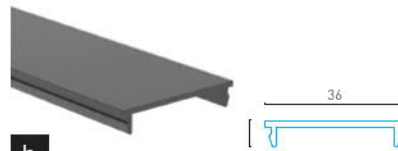


Quality	Finish	Effect	art.	A	
ALUMINIUM	natural	RAL 7016	FG/SC20x80-R7016	80	
			FG/SC20x100-R7016	100	
			FG/SC20x100-R8007	100	
		silver		FG/SC20x80-N	80
				FG/SC20x100-N	80
				FG/SC20x100-N	100

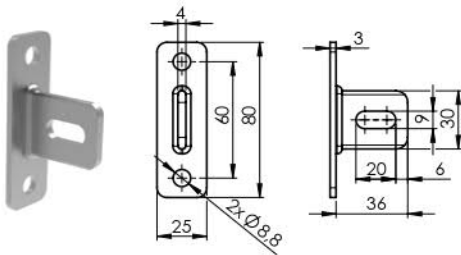
thermal expansion 0,02mm/1m/1°C



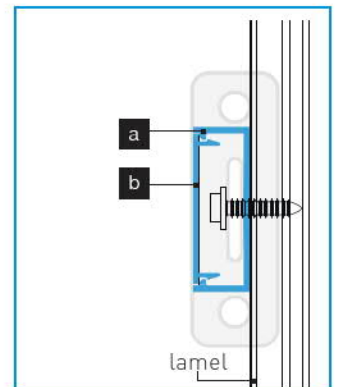
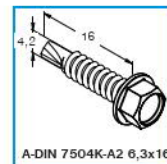
Material	Finish	Effect	art.
ALUMINIUM	natural	RAL 7016	AL/9449-6000-R7016
		silver	AL/9449-6000-N



Material	Finish	Effect	art.
ALUMINIUM	natural	RAL 7016	AL/9450-6000-R7016
		silver	AL/9450-6000-N




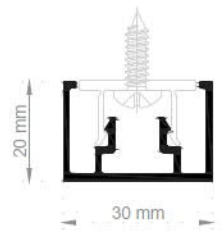
Material	Finish	Effect	art.
steel	Zn	RAL 9005	B2/01-80x25-R9005
		raw	B2/01-80x25



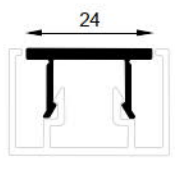

Quality	Finish	Effect	art.
ALUMINIUM	natural	silver	FG/BP60x30S-N



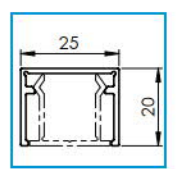
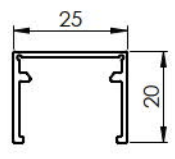
Quality	Finish	Effect	art.
ALUMINIUM	natural	silver	FG/BP60x30B-N



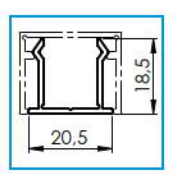
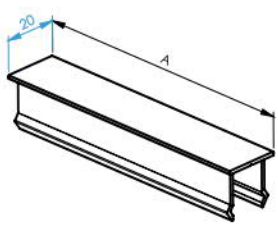

Material	Finish	Effect	art.
ALUMINIUM	natural	RAL 7016	FG/FC20X30-R7016




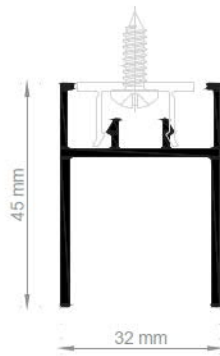
Material	Finish	Effect	art.
ALUMINIUM	natural	RAL 7016	FG/FC30X40-R7016



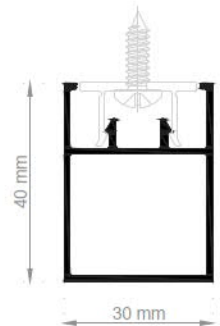
Material	Finish	Effect	art.
ALUMINIUM	natural	RAL 7016	FG/FA25x20-R7016



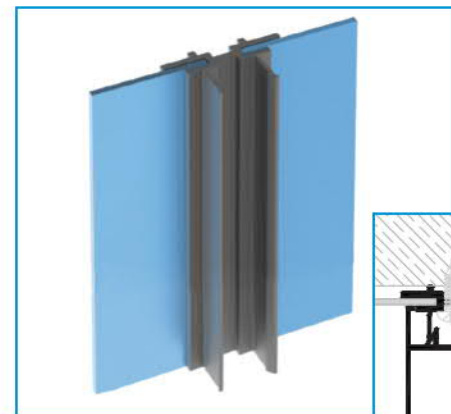
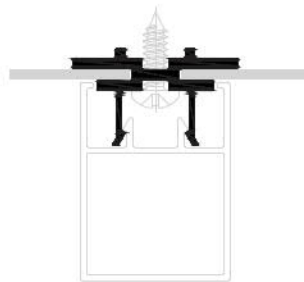
Material	Finish	Effect	art.
ALUMINIUM	natural	RAL 7016	FG/FC25x20-R7016



Material	Finish	Effect	art.
ALUMINIUM	natural	RAL 7016	FG/FC32X45-R7016

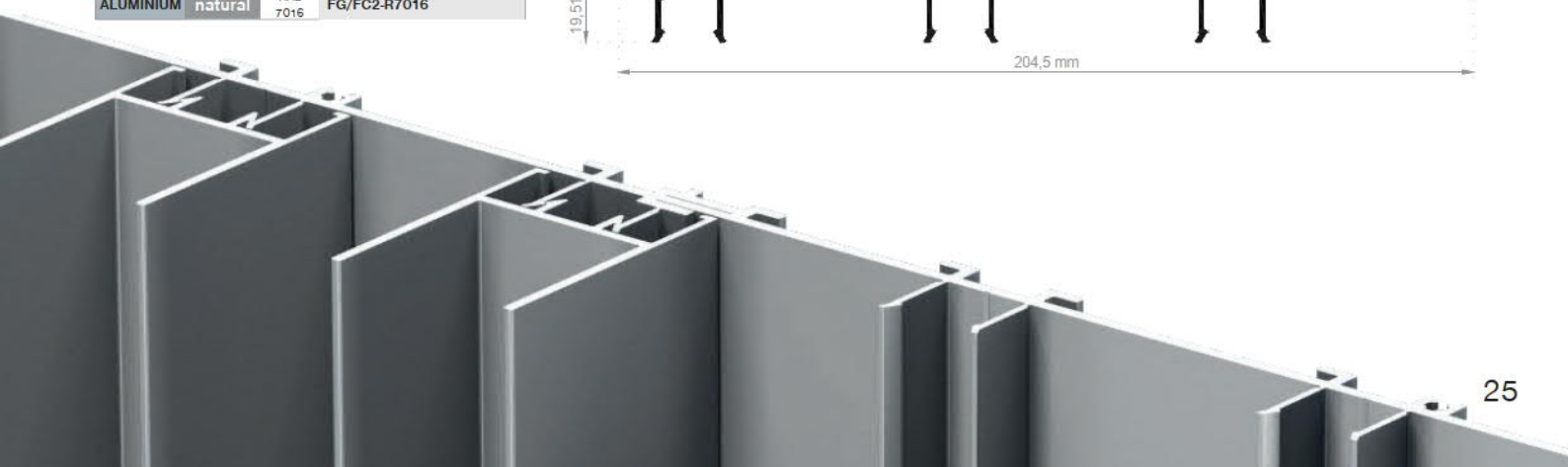


Material	Finish	Effect	art.
ALUMINIUM	natural	RAL 7016	FG/FC30X40-R7016
	WOOD effect		FG/FC30X40-WOOD



Material	Finish	Effect	art.
ALUMINIUM	natural	RAL 7016	FG/FC-R7016

Material	Finish	Effect	art.
ALUMINIUM	natural	RAL 7016	FG/FC2-R7016



2

ADAPTERS FOR ALUMINUM FENCES



MODEL

14-20

MODEL

20

MODEL

20-26

MODEL

20

MODEL

30

MODEL

40

MODEL


46



MODEL 20/18/16/14



MODEL 20/22/24/26



MODEL 20



MODEL 30



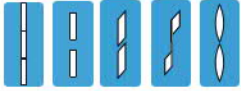
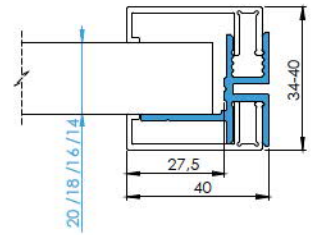
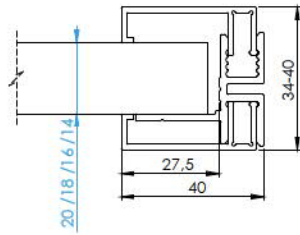
MODEL 40



MODEL 46

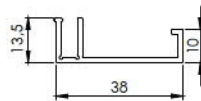
ADAPTER PROFILE MODEL 20 / 18 / 16 / 14 ... adjustable cavity

ADAPTERS

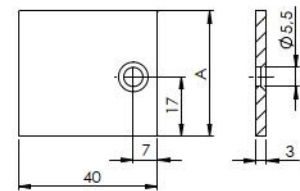


Material	Finish	Effect	art.	L	MOUNT system
ALUMINIUM	natural	RAL 7016	FG/A20x14-1200-R7016	1200	4
			FG/A20x14-1500-R7016	1500	
			FG/A20x14-1700-R7016	1700	

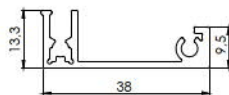
Material	Finish	Effect	art.	L	MOUNT system
ALUMINIUM	natural	RAL 7016	FG/AS20x14-6000-R7016	6000	4
		silver	FG/AS20x14-6000-N		



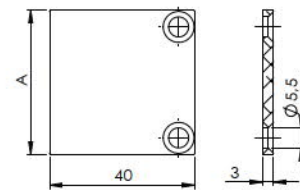
Material	Finish	Effect	art.	L	MOUNT system	
ALUMINIUM	natural	RAL 7016	FG/AF20x14-6000-R7016	6000	4	
			silver			FG/AF20x14-6000-N



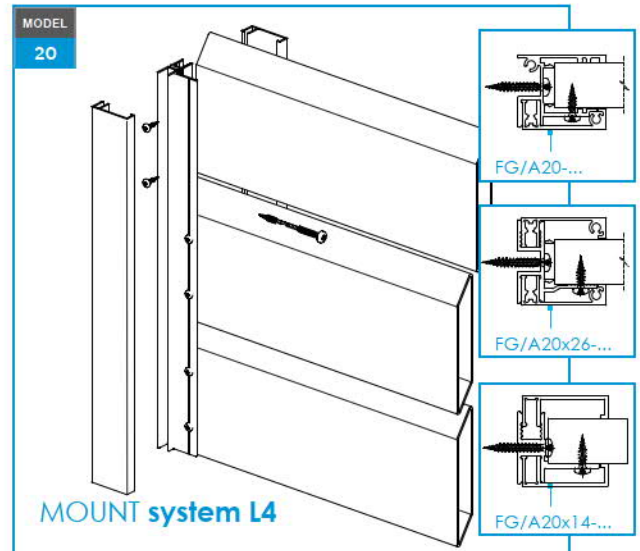
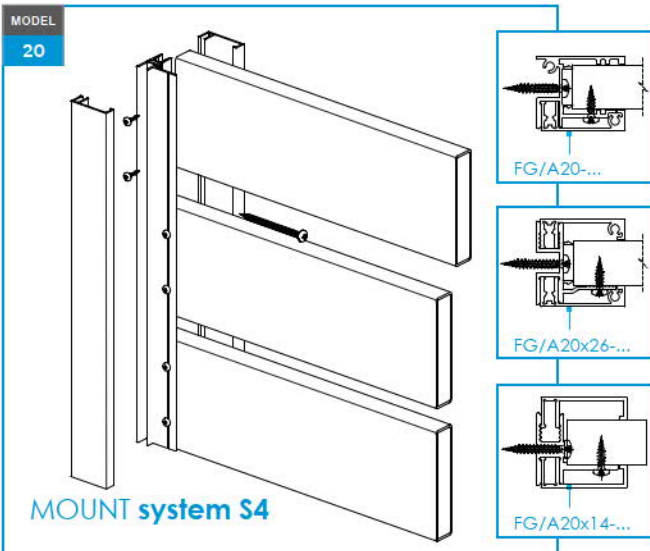
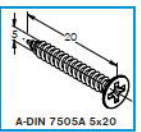
Material	Finish	Effect	art.	A	MODEL
ALUMINIUM	natural	RAL 7016	FG/C40x40-R7016	40	20
			FG/C40x38-R7016	38	16
			FG/C40x34-R7016	34	14



Material	Finish	Effect	art.	L	MOUNT system
ALUMINIUM	natural	RAL 7016	FG/A2F20x14-6000-R7016	6000	L1, L2, S4
		silver	FG/A2F20x14-6000-N		

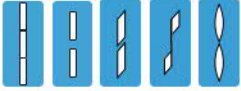
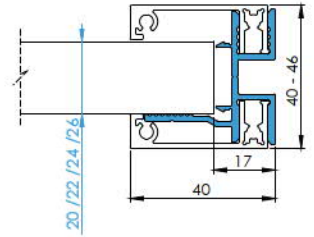
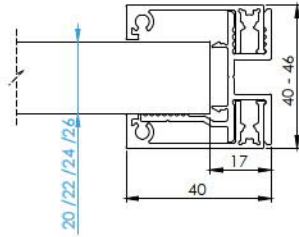


Material	Finish	Effect	art.	A	MODEL
ALUMINIUM	natural	RAL 7016	FG/CA40x40-R7016	40	20



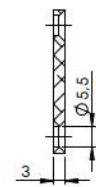
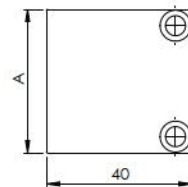
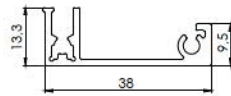
thermal expansion 0,02mm/1m/1°C

ADAPTER PROFILE MODEL 20 /22 /24 /26 ... adjustable cavity



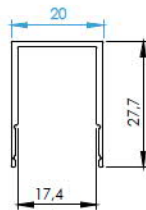
Material	Finish	Effect	art.	L	MOUNT system
ALUMINIUM	natural	RAL 7016	FG/A20x26-1200-R7016	1200	4
			FG/A20x26-1500-R7016	1500	
			FG/A20x26-1700-R7016	1700	

Material	Finish	Effect	art.	L	MOUNT system
ALUMINIUM	natural	RAL 7016	FG/AS20x14-6000-R7016	6000	4
		silver	FG/AS20x14-6000-N		



Material	Finish	Effect	art.	L	MOUNT system
ALUMINIUM	natural	RAL 7016	FG/A2F20x14-6000-R7016	6000	L1, L2, S4
		silver	FG/A2F20x14-6000-N		

Material	Finish	Effect	art.	A	MODEL
ALUMINIUM	natural	RAL 7016	FG/CA40x40-R7016	40	20



Material	Finish	Effect	art.	L	MOUNT system
ALUMINIUM	natural	RAL 7016	FG/FC20-20-R7016	20	S4
			FG/FC20-100-R7016	100	
			FG/FC20-2000-R7016	2000	
			FG/FC20-6000-R7016	6000	F4, S4
			silver	FG/FC20-6000-N	

MODEL 20

FG/A20-...

FG/A20x26-...

MOUNT system S4-light

MODEL 20

FG/A20-...

FG/A20x26-...

FG/A20x14-...

MOUNT system S4

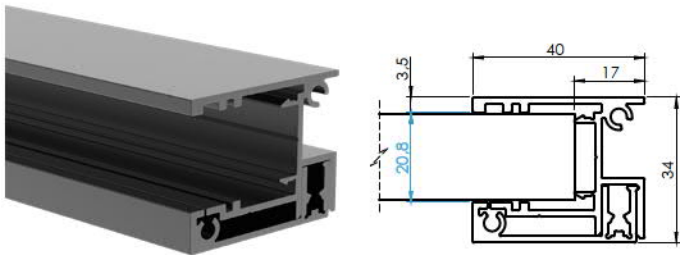
MODEL 20

FG/A20-...

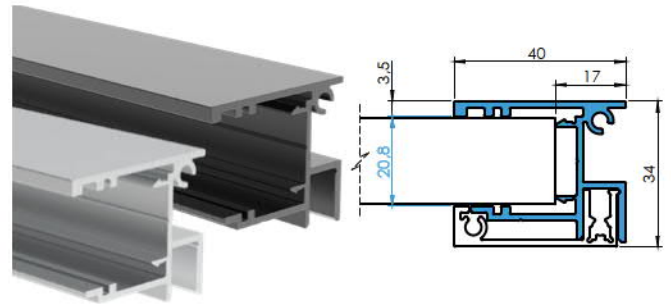
FG/A20x26-...

FG/A20x14-...

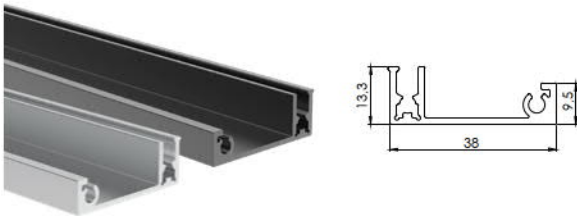
MOUNT system L4



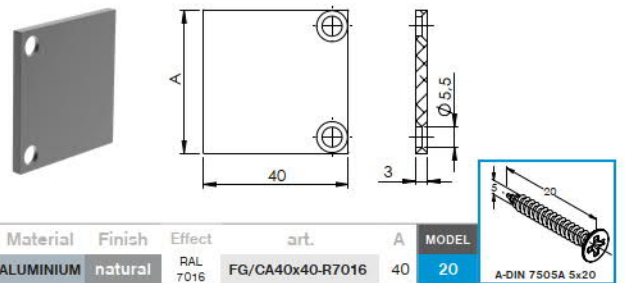
Material	Finish	Effect	art.	L	MOUNT system
ALUMINIUM	natural	RAL 7016	FG/A20-1200-R7016	1200	4
			FG/A20-1500-R7016	1500	
			FG/A20-1700-R7016	1700	



Material	Finish	Effect	art.	L	MOUNT system
ALUMINIUM	natural	RAL 7016	FG/AS20-6000-R7016	6000	4
		silver	FG/AS20-6000-N		



Material	Finish	Effect	art.	L	MOUNT system
ALUMINIUM	natural	RAL 7016	FG/A2F20x14-6000-R7016	6000	L1, L2, S4
		silver	FG/A2F20x14-6000-N		



Material	Finish	Effect	art.	A	MODEL
ALUMINIUM	natural	RAL 7016	FG/CA40x40-R7016	40	20

A-DIN 7505A 5x20



Material	Finish	Effect	art.	L	MOUNT system
ALUMINIUM	natural	RAL 7016	FG/FC20-20-R7016	20	S4
			FG/FC20-100-R7016	100	
			FG/FC20-2000-R7016	2000	F4,S4
			FG/FC20-6000-R7016	6000	
			silver	FG/FC20-6000-N	

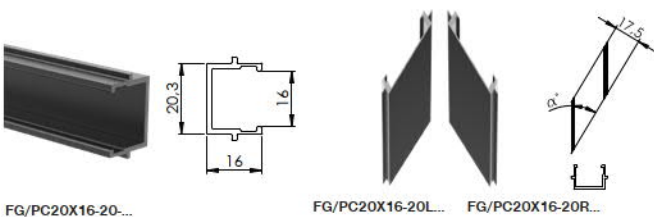
MODEL 20

RECOMMENDED TO SCREW AT LEAST THE LAST LAMELLA

FG/A20-...

FG/A20x14-...

MOUNT system S4-light



FG/PC20X16-20-... FG/PC20X16-20L-... FG/PC20X16-20R-...

Material	Finish	Effect	art.	L	MOUNT system	
ALUMINIUM	natural	RAL 7016	FG/PC20X16-20L-R7016	20	PV, P7 L6	
			FG/PC20X16-20R-R7016			
			FG/PC20X16-20-R7016			
			FG/PC20X16-1850-R7016		1850	PV, P7 S4, S6
			FG/PC20X16-6000-R7016		6000	
			silver		FG/PC20X16-7000-N	


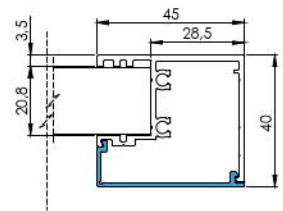

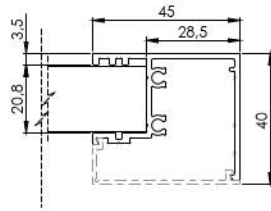

MODEL 20

RECOMMENDED TO SCREW AT LEAST THE LAST LAMELLA

FG/A20-...

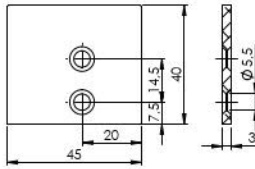
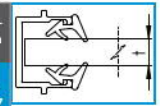
MOUNT system S4-light

ADAPTER PROFILE MODEL 20 ...


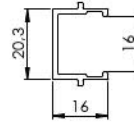


Material	Finish	Effect	art.	L	MOUNT system
ALUMINIUM	natural	RAL 7016	FG/AT16-1850-R7016	1850	4, 6 PV, P7
			FG/AT16-6000-R7016	6000	
		silver	FG/AT16-6000-N		

Material	Finish	Effect	art.	L	MOUNT system
ALUMINIUM	natural	RAL 7016	FG/AF45x14-1850-R7016	1850	4, 6 PV, P7
			FG/AF45x14-6000-R7016	6000	
		silver	FG/AF45x14-6000-N		



Material	Finish	Effect	art.	MODEL
ALUMINIUM	natural	RAL 7016	FG/CA45x40-R7016	20



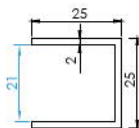
FG/PC20X16-20L...

FG/PC20X16-20R...

FG/PC20X16-20R...

Material	Finish	Effect	art.	L	MOUNT system
ALUMINIUM	natural	RAL 7016	FG/PC20X16-20L-R7016	20	PV, P7 L6
			FG/PC20X16-20R-R7016		
			FG/PC20X16-20-R7016		
			FG/PC20X16-1850-R7016		
			FG/PC20X16-6000-R7016		
			FG/PC20X16-7000-N		
	silver	FG/PC20X16-7000-N	7000	PV, P7 S4, S6	

ADAPTER PROFILE MODEL 20 ...



Material	Finish	Effect	art.	L	MOUNT system
ALUMINIUM	natural	silver	AL/U25x25x2-6000	6000	4, 6

RUBBER SEALS INFILL (t=1-8 mm)



Material	Finish	art.	L	t	MOUNT system
Rubber	black	A19/PC20x16-001-01.0	1000	1	PV, P7



Material	Finish	art.	L	t	MOUNT system
Rubber	black	A19/PC20x16-002-01.0	1000	2	PV, P7



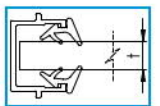
Material	Finish	art.	L	t	MOUNT system
Rubber	black	A19/PC20x16-004/006-01.0	1000	4-5	PV, P7



Material	Finish	art.	L	t	MOUNT system
Rubber	black	A19/PC20x16-006-01.0	1000	6	PV, P7



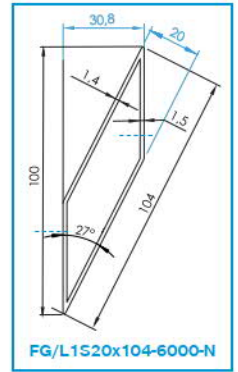
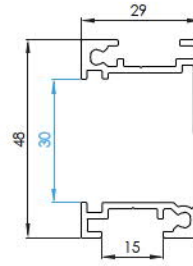
Material	Finish	art.	L	t	MOUNT system
Rubber	black	A19/PC20x16-008-01.0	1000	8	PV, P7



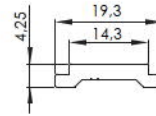
ADAPTER PROFILE MODEL 30 ...

2

ADAPTERS

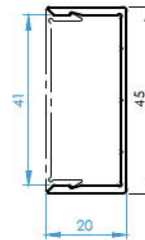



Material	Finish	Effect	art.	L	MOUNT system
ALUMINIUM	natural	silver	FG/AS30-6000-N	6000	L3




Material	Finish	Effect	art.	L	MOUNT system
ALUMINIUM	natural	silver	FG/AF19x4-6000-N	6000	L3

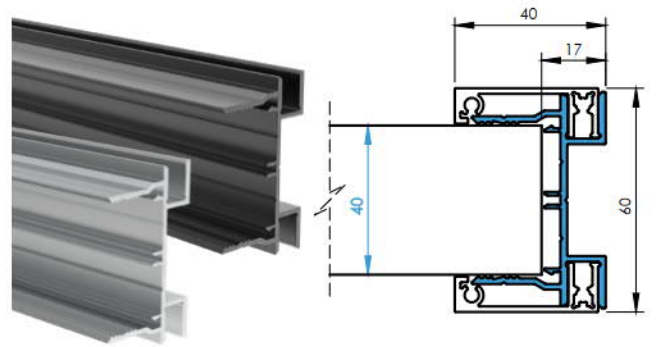
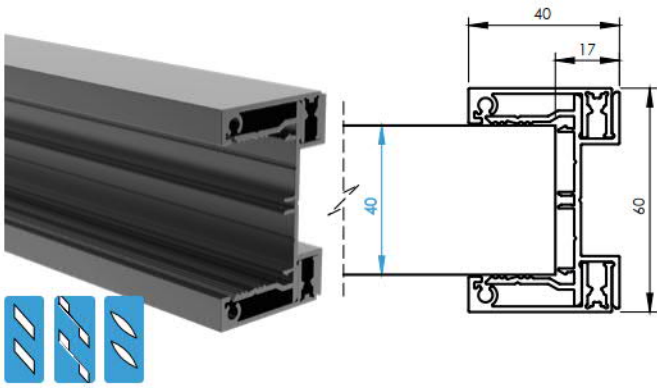
ADAPTER PROFILE MODEL 40 ...



Material	Finish	Effect	art.	L	MOUNT system
ALUMINIUM	natural	RAL 7016	FG/AL40U-1850-R7016	1850	1, 2
			FG/AL40U-6000-R7016	6000	
		silver	FG/AL40U-6000-N	6000	

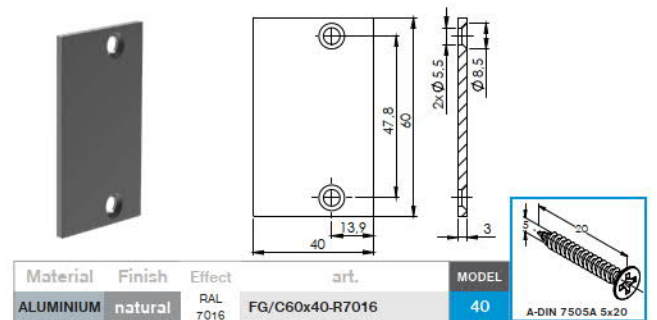
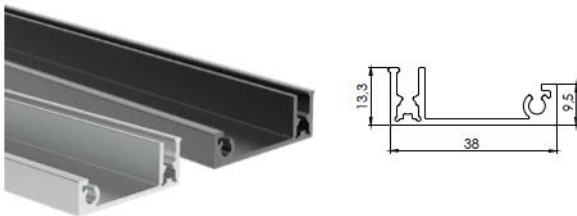


Material	Finish	Effect	art.	L	MODEL
ALUMINIUM	natural	RAL 7016	FG/AF41x9-1850-R7016	1850	46
			FG/AF41x9-6000-R7016	6000	
		silver	FG/AF41x9-6000-N	7000	



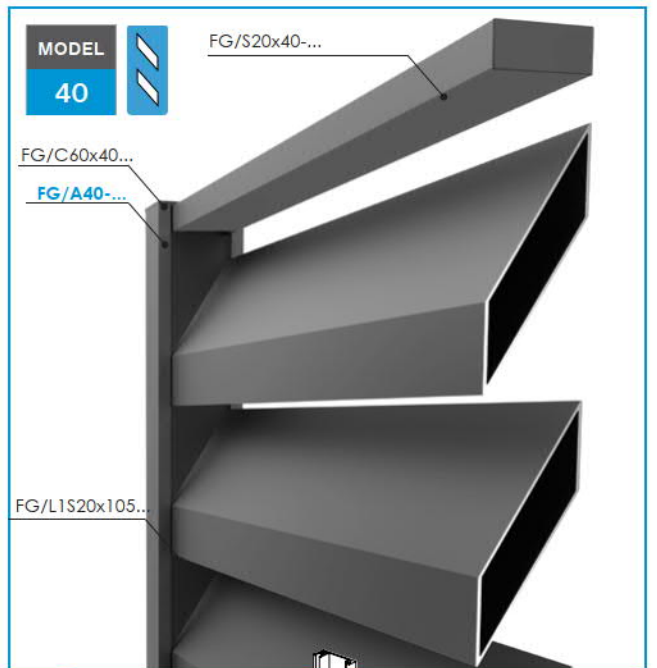
Material	Finish	Effect	art.	L	MOUNT system
ALUMINIUM	natural	RAL 7016	FG/A40-1200-R7016	1200	L2, S4
			FG/A40-1500-R7016	1500	
			FG/A40-1700-R7016	1700	

Material	Finish	Effect	art.	L	MOUNT system
ALUMINIUM	natural	RAL 7016	FG/AL40-6000-R7016	6000	L2, S4
		silver	FG/AL40-6000-N		

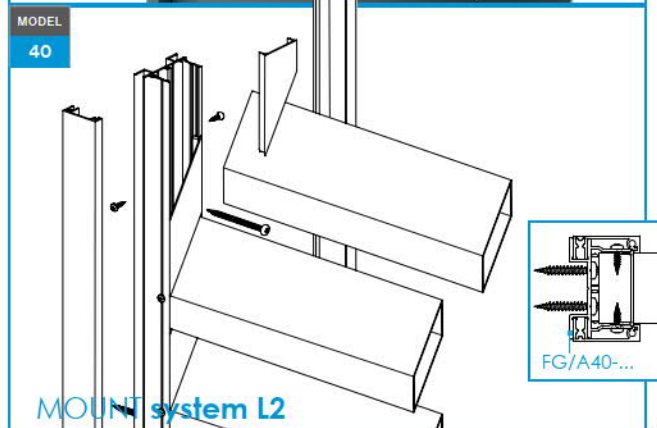
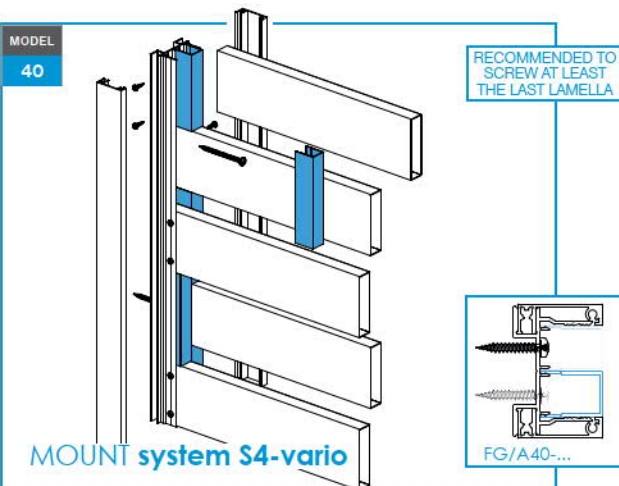
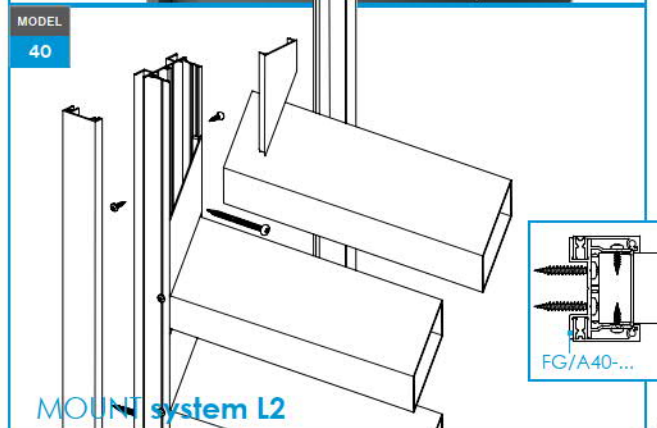


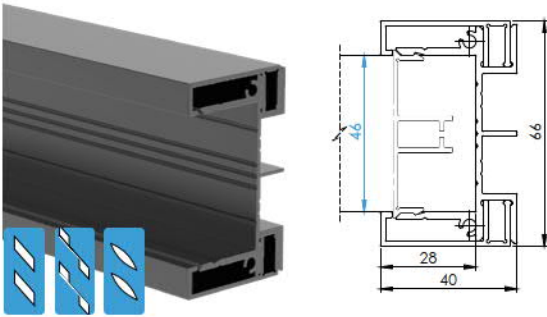
Material	Finish	Effect	art.	L	MOUNT system
ALUMINIUM	natural	RAL 7016	FG/A2F20x14-6000-R7016	6000	L1, L2, S4
		silver	FG/A2F20x14-6000-N		

Material	Finish	Effect	art.	MODEL
ALUMINIUM	natural	RAL 7016	FG/C60x40-R7016	40

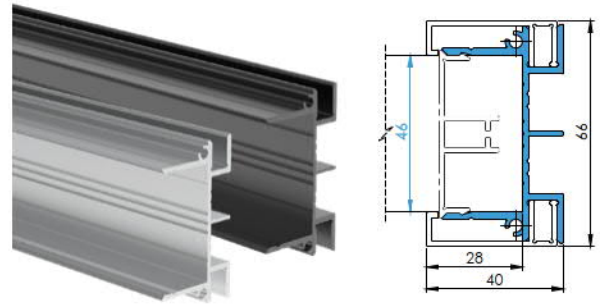


Material	Finish	Effect	art.	L	MOUNT system
ALUMINIUM	natural	RAL 7016	FG/FC20-20-R7016	20	S4
			FG/FC20-100-R7016	100	
			FG/FC20-2000-R7016	2000	
			FG/FC20-6000-R7016	6000	F4
			silver	FG/FC20-6000-N	

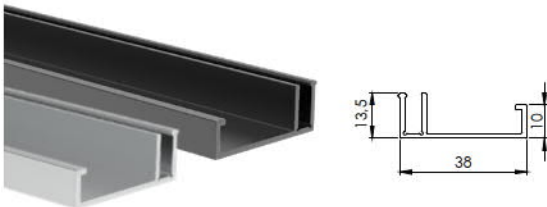




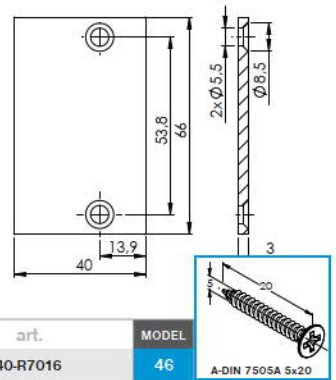
Material	Finish	Effect	art.	L	MOUNT system
ALUMINIUM	natural	RAL 7016	FG/A46-1200-R7016	1200	L1
			FG/A46-1500-R7016	1500	
			FG/A46-1700-R7016	1700	



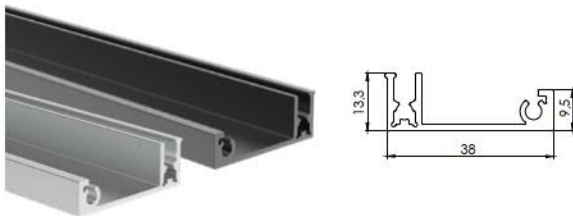
Material	Finish	Effect	art.	L	MOUNT system
ALUMINIUM	natural	RAL 7016	FG/AL46-6000-R7016	6000	L1
		silver	FG/AL46-6000-N		




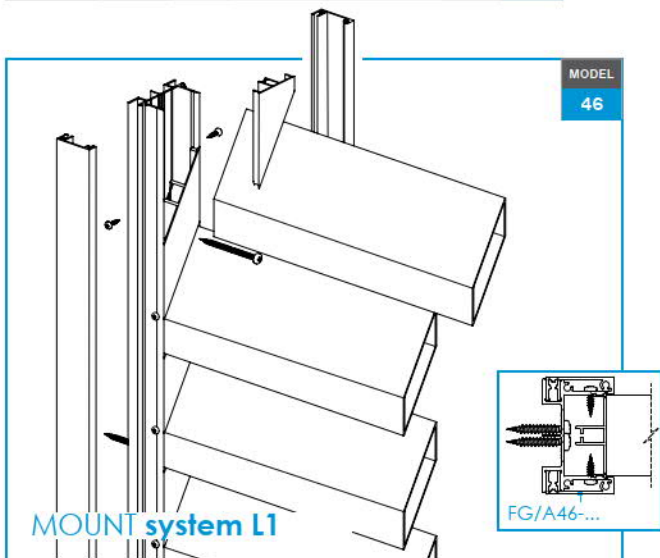
Material	Finish	Effect	art.	L	MOUNT system
ALUMINIUM	natural	RAL 7016	FG/AF20x14-6000-R7016	6000	4
		silver	FG/AF20x14-6000-N		



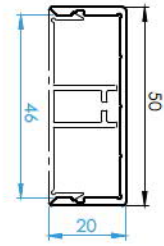

Material	Finish	Effect	art.	MODEL
ALUMINIUM	natural	RAL 7016	FG/C66x40-R7016	46



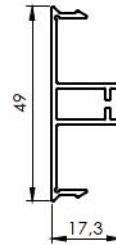

Material	Finish	Effect	art.	L	MOUNT system
ALUMINIUM	natural	RAL 7016	FG/A2F20x14-6000-R7016	6000	L1, L2, S4
		silver	FG/A2F20x14-6000-N		



ADAPTER PROFILE MODEL 46 ...


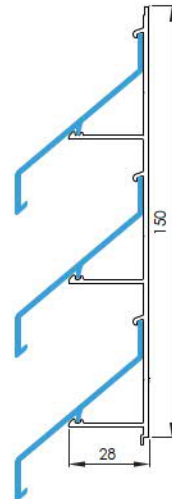


Material	Finish	Effect	art.	L	MOUNT system
ALUMINIUM	natural	RAL 7016	FG/AL46U-1850-R7016	1850	1, 2
			FG/AL46U-6000-R7016	6000	
		silver	FG/AL46U-6000-N		

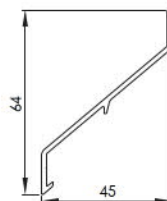


Material	Finish	Effect	art.	L	MODEL
ALUMINIUM	natural	RAL 7016	FG/PC49x17-1850-R7016	1850	46
			FG/PC49x17-6000-R7016	6000	
		silver	FG/PC49x17-7000-N	7000	

ADAPTER PROFILE MODEL 46 ...

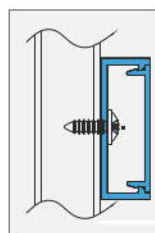


Material	Finish	Effect	art.	L	MOUNT system
ALUMINIUM	natural	silver	FG/L45-6000-N	6000	1



Material	Finish	Effect	art.	L	MOUNT system
ALUMINIUM	natural	silver	FG/L45-6000-N	6000	1

3 FENCE ACCESSORIES



- MODEL
14-20
- MODEL
20
- MODEL
20-26


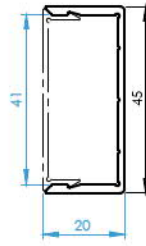



SUPPORT BRACE CHANNEL

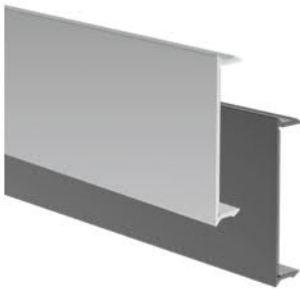


LED PROFILES

SUPPORT BRACE CHANNEL - Recommended for panels wider than 2 meters

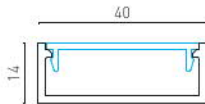


Material	Finish	Effect	art.	L	MOUNT system
ALUMINIUM	natural	RAL 7016	FG/A40U-1850-R7016	1850	1. 2
			FG/A40U-6000-R7016	6000	
		silver	FG/A40U-6000-N		




Material	Finish	Effect	art.	L	MODEL
ALUMINIUM	natural	RAL 7016	FG/AF41x9-1850-R7016	1850	46
			FG/AF41x9-6000-R7016	6000	
		silver	FG/AF41x9-6000-N	7000	

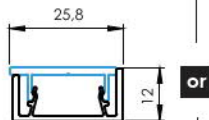
SUPPORT BRACE CHANNEL - Recommended for panels wider than 2 meters



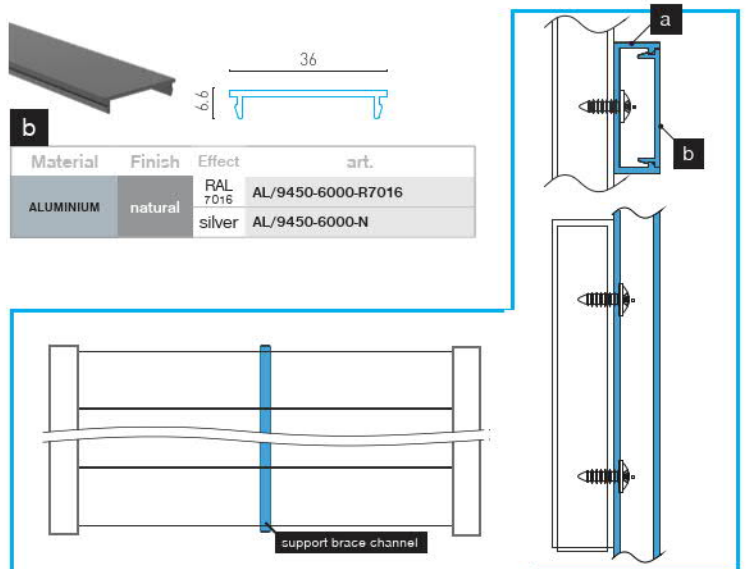
Material	Finish	Effect	art.
ALUMINIUM	natural	RAL 7016	AL/9449-6000-R7016
		silver	AL/9449-6000-N



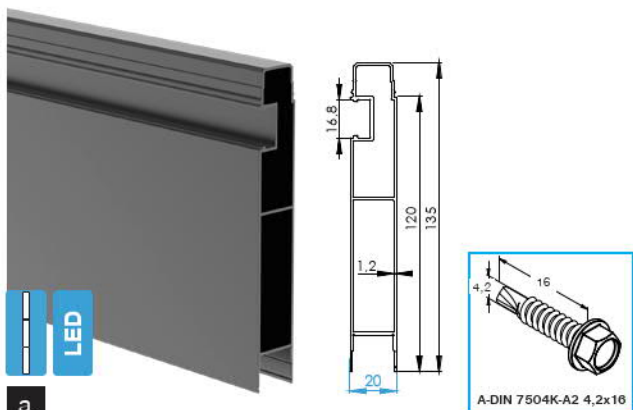
Material	Finish	Effect	art.
ALUMINIUM	natural	RAL 7016	AL/9450-6000-R7016
		silver	AL/9450-6000-N



Material	Finish	Effect	art.
ALUMINIUM	natural	RAL 7016	AL/4477-1500-R7016



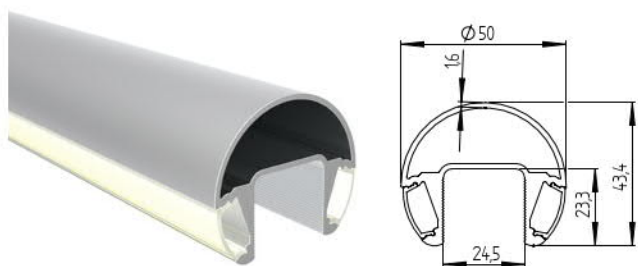
thermal expansion 0,02mm/1m/1°C



Material	Finish	Effect	art.	L	MOUNT system
ALUMINIUM	natural	RAL 7016	FG/F20-LED-2000-R7016	2000	F4, F6
			FG/F20-LED-6000-R7016	6000	



Material	art.	L	MOUNT system
PVC raw	A19/LED20-2000	2000	F4, F6
ALUMINIUM elox	FG/...-2000		

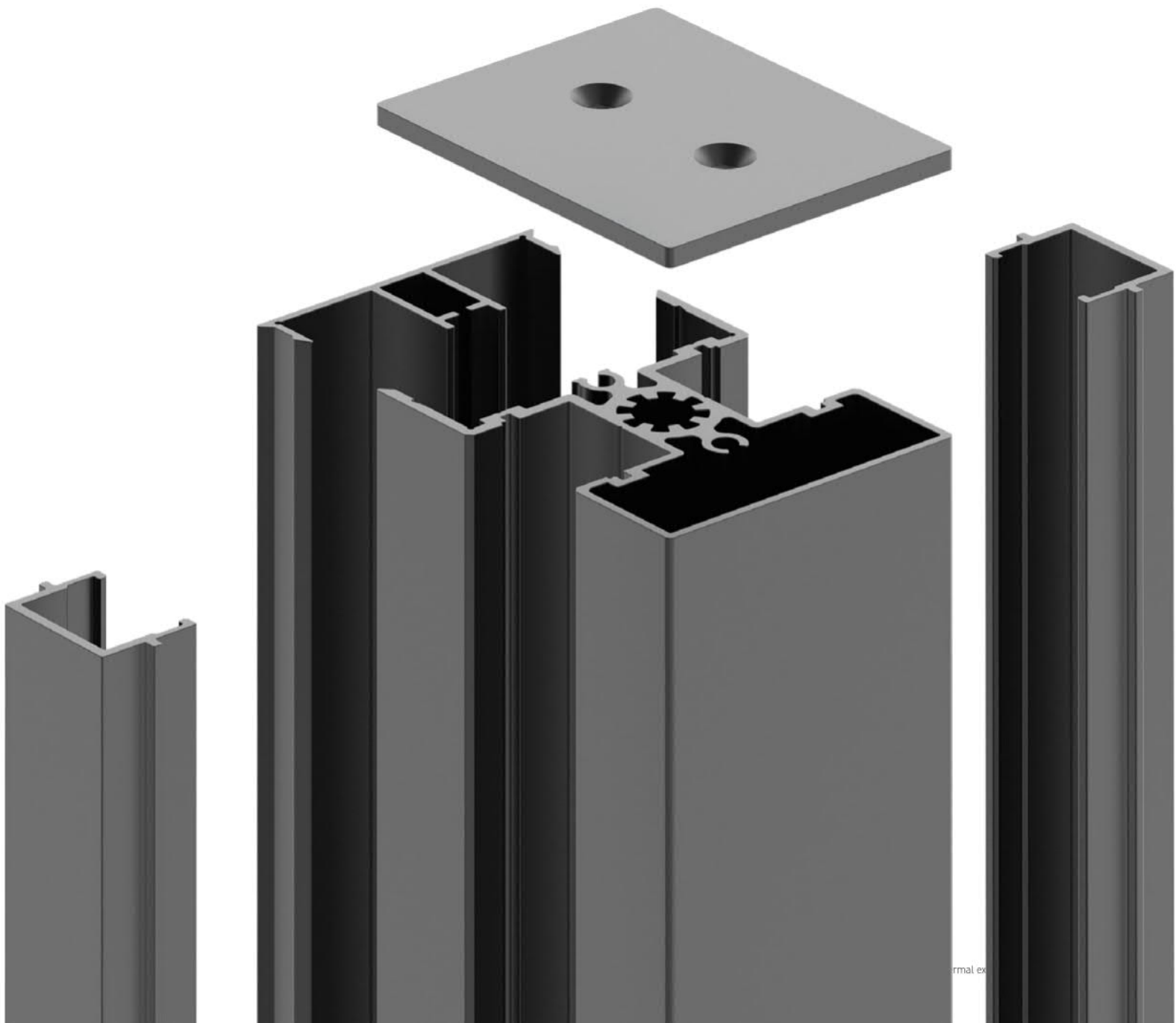



Quality	Finish	Effect	art.	L	LED
ALUMINIUM	satin	silver	AL/6920-050-LED-S-E	6000	✓
		black	AL/6920-050-LED-S-EB		



Quality	Finish	art.	Glass t	L
Rubber EPDM	black (exterior)	A19/5042-21-2500	20,76-21,52	2500
		A19/5042-21-5000		5000
		A19/5042-21-6000		6000

4 FENCE POSTS





FENCE PROFILES

60x50
70x70
80x80



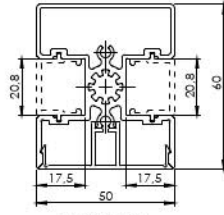
MULTIBOXES

MODEL S-1
MODEL S-2
MODEL X

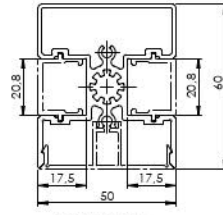


FENCE ACCESSORIES

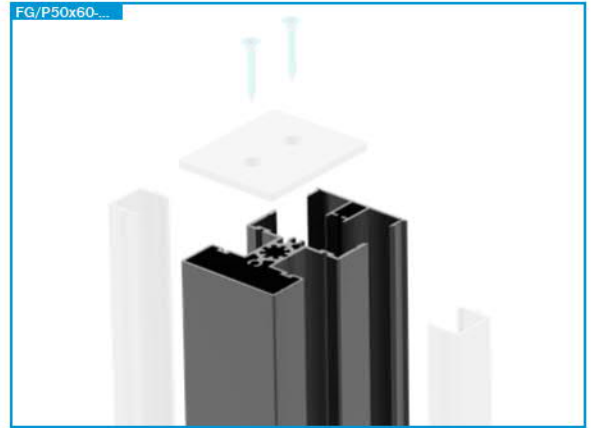
END CAPS
FLANGES



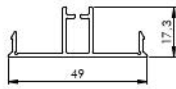
FG/P50x60...



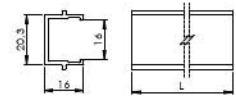
FG/FP50x60...



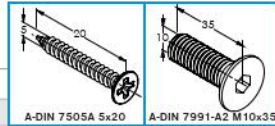
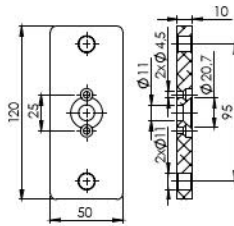
Material	Finish	Effect	art.	L	MODEL
ALUMINIUM	natural	RAL 7016	FG/FP50x60-1850-R7016	1850	20
			FG/FP50x60-6000-R7016	6000	
		silver	FG/FP50x60-7000-N	7000	
			FG/P50x60-1850-R7016	1850	
		RAL 7016	FG/P50x60-6000-R7016	6000	
			silver	FG/P50x60-7000-N	



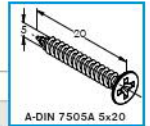
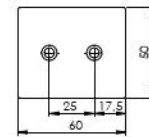

Material	Finish	Effect	art.	L
ALUMINIUM	natural	RAL 7016	FG/PC49x17-1850-R7016	1850
			FG/PC49x17-6000-R7016	6000
		silver	FG/PC49x17-7000-N	7000



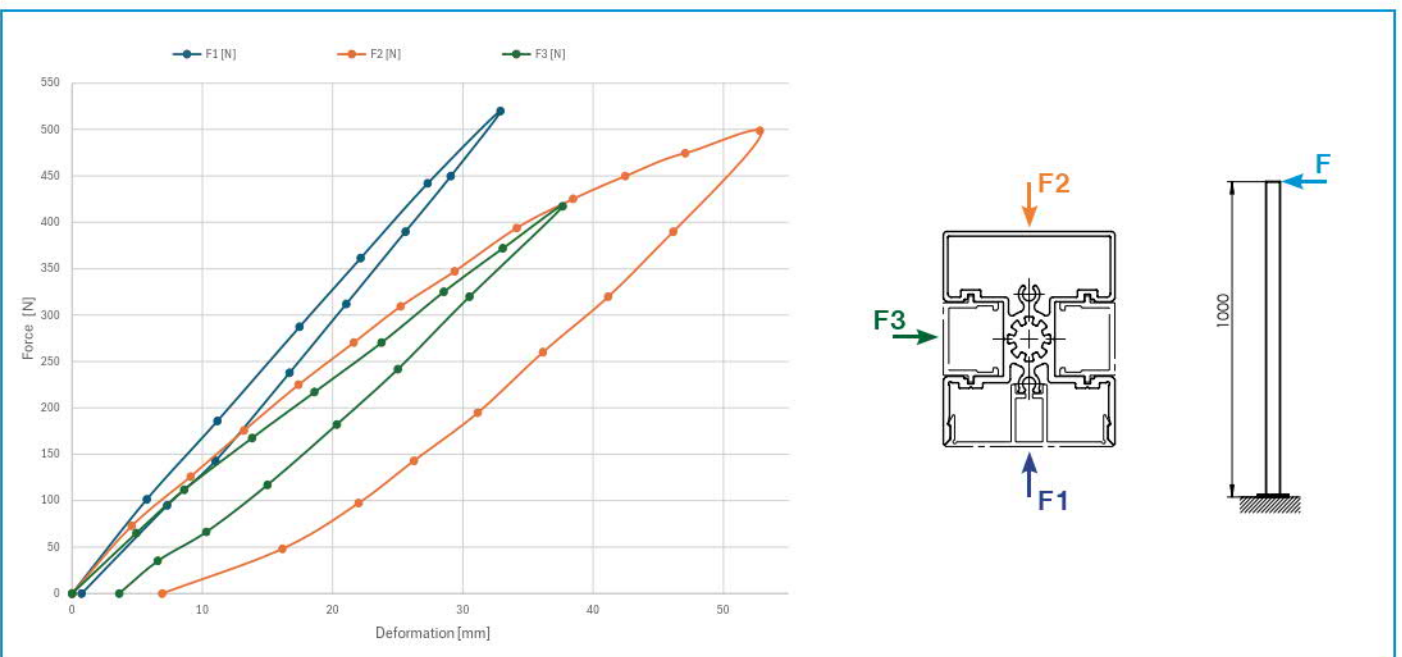
Material	Finish	Effect	art.	L
ALUMINIUM	natural	RAL 7016	FG/PC20x16-20-R7016	20
			FG/PC20x16-1850-R7016	1850
		silver	FG/PC20x16-6000-R7016	6000
			FG/PC20x16-7000-N	7000




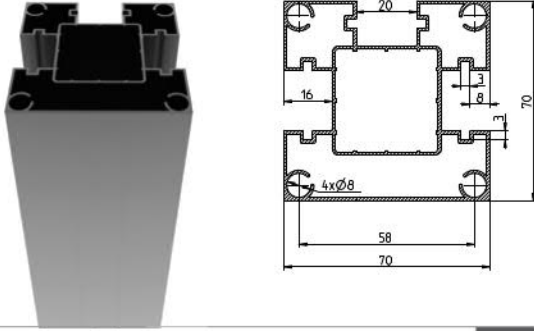
Material	Finish	Effect	art.
AISI304	satın	silver	FG/BP120x50-R7016



Material	Finish	Effect	art.
ALUMINIUM	natural	RAL 7016	FG/CP50x60-R7016

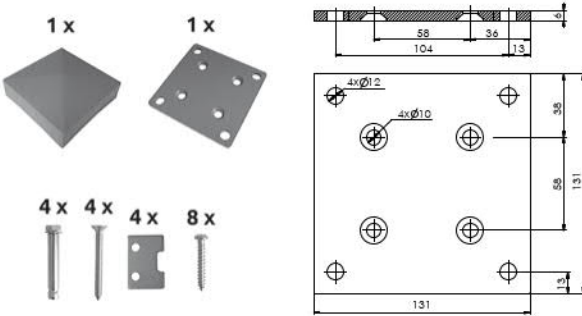





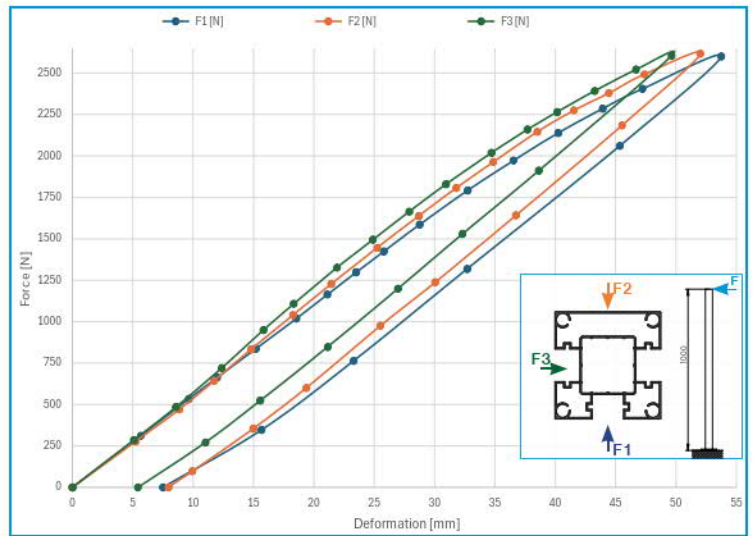


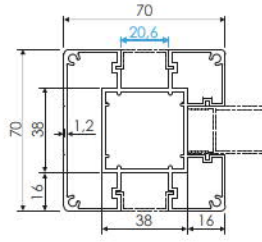
Material	Finish	Effect	art.	L	MODEL
ALUMINIUM	natural	RAL 7016	YDG01AL03-1850/7016-G	1850	20
			YDG01AL03-2500/7016-G	2500	

Material	Finish	Effect	art.	L	MOUNT system
ALUMINIUM	natural	RAL 7016	YDG03AL02-1850/7016-G	1850	2
			YDG03AL05-0020/7016-G	20	
			YDG03AL05-0050/7016-G	50	

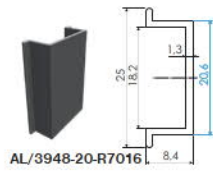
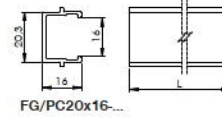


Material	Finish	Effect	art.
ALUMINIUM	natural	RAL 7016	YDG02AL02-130X130/7016K-G







Material	Finish	Effect	art.	L	MODEL
ALUMINIUM	natural	RAL 7016	AL/3950-1850-R7016	1850	20
			AL/3950-6000-R7016	6000	



Material	Finish	Effect	art.	L
ALUMINIUM	natural	RAL 7016	FG/PC20x16-20-R7016	20 (alternative 1)
			AL/3948-20-R7016	20 (alternative 2)
			FG/PC20x16-1850-R7016	1850
			FG/PC20x16-6000-R7016	6000
			silver	FG/PC20x16-7000-N

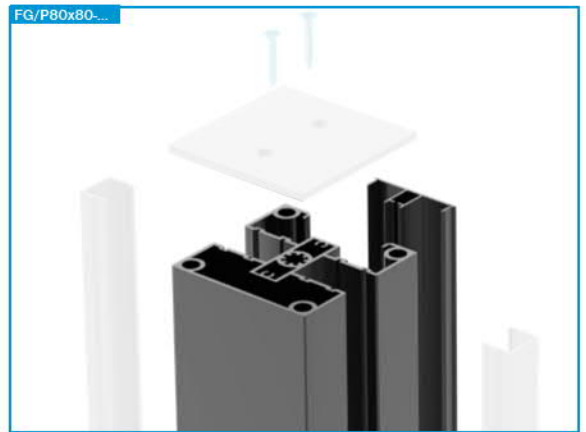
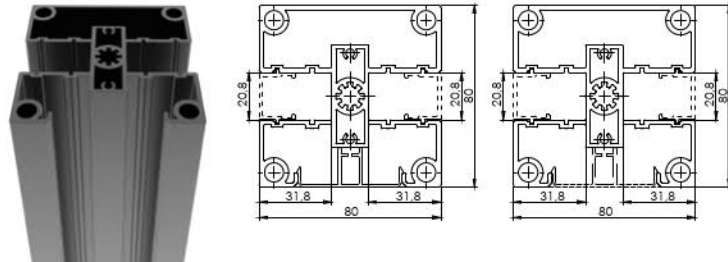


Material	Finish	Effect	art.
ALUMINIUM	natural	silver	AL/5234-N

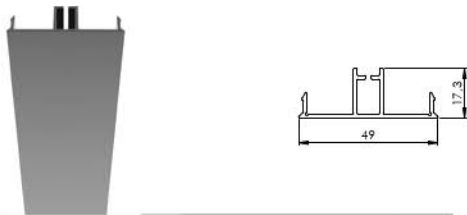


end cap

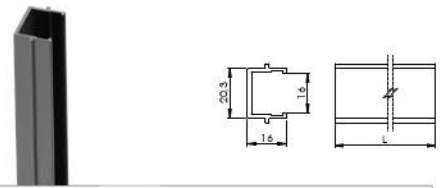




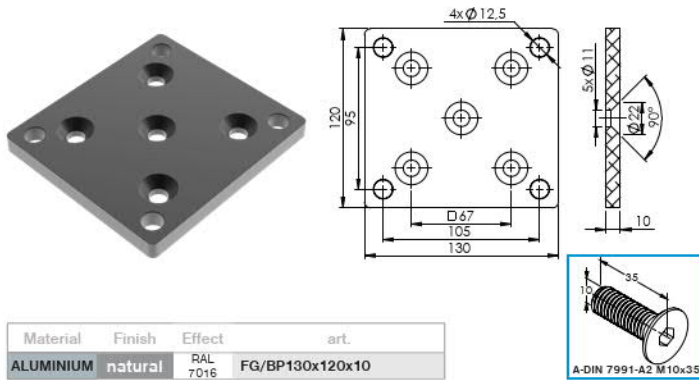
Material	Finish	Effect	art.	L	MODEL
ALUMINIUM	natural	RAL 7016	FG/FP80x80-1850-R7016	1850	20
			FG/FP80x80-6000-R7016	6000	
		silver	FG/FP80x80-7000-N	7000	
		RAL 7016	FG/P80x80-1850-R7016	1850	
			FG/P80x80-6000-R7016	6000	
		silver	FG/P80x80-7000-N	7000	



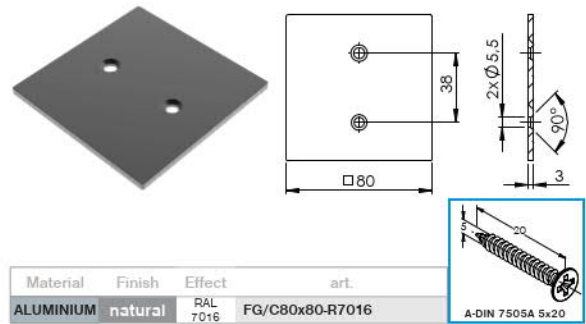
Material	Finish	Effect	art.	L
ALUMINIUM	natural	RAL 7016	FG/PC49x17-1850-R7016	1850
			FG/PC49x17-6000-R7016	6000
		silver	FG/PC49x17-7000-N	7000



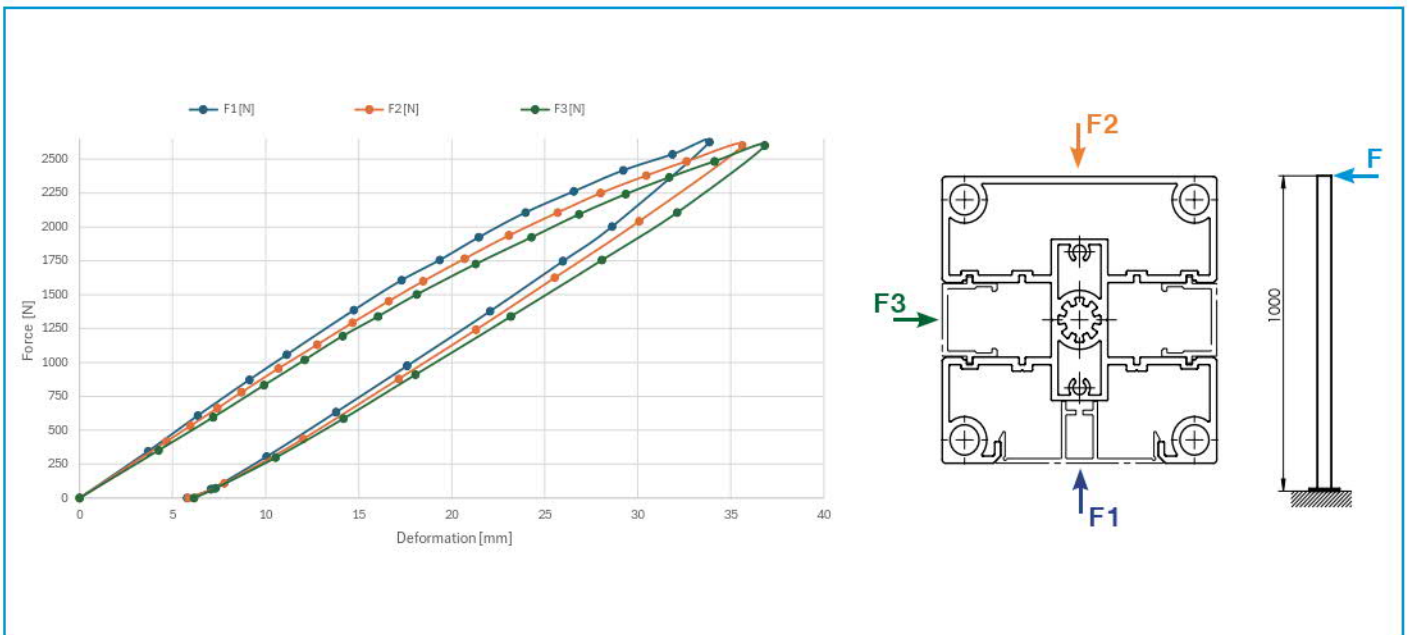
Material	Finish	Effect	art.	L
ALUMINIUM	natural	RAL 7016	FG/PC20x16-20-R7016	20
			FG/PC20x16-1850-R7016	1850
			FG/PC20x16-6000-R7016	6000
		silver	FG/PC20x16-7000-N	7000

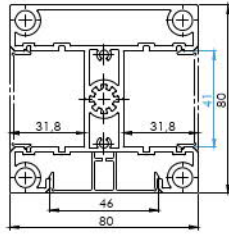



Material	Finish	Effect	art.
ALUMINIUM	natural	RAL 7016	FG/BP130x120x10

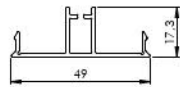
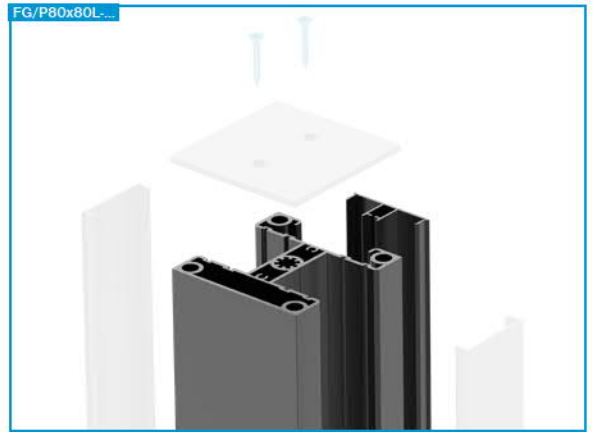


Material	Finish	Effect	art.
ALUMINIUM	natural	RAL 7016	FG/C80x80-R7016

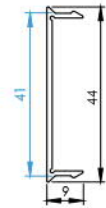




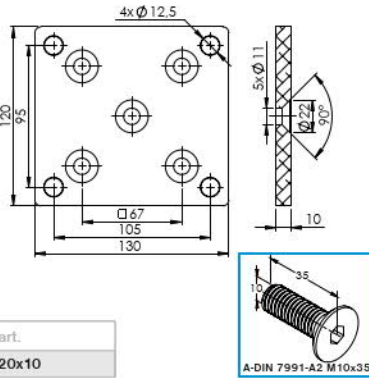
Material	Finish	Effect	art.	L	MODEL
ALUMINIUM	natural	RAL 7016	FG/FP80x80L-1850-R7016	1850	20
			FG/FP80x80L-6000-R7016	6000	
		silver	FG/FP80x80L-7000-N	7000	
		RAL 7016	FG/P80x80L-1850-R7016	1850	
			FG/P80x80L-6000-R7016	6000	
		silver	FG/P80x80L-7000-N	7000	



Material	Finish	Effect	art.	L
ALUMINIUM	natural	RAL 7016	FG/PC49x17-1850-R7016	1850
			FG/PC49x17-6000-R7016	6000
		silver	FG/PC49x17-7000-N	7000

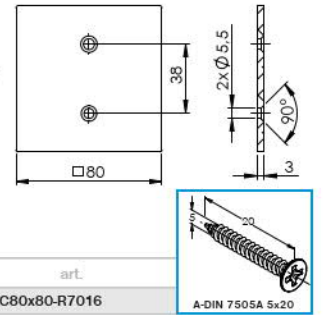



Material	Finish	Effect	art.	L
ALUMINIUM	natural	RAL 7016	FG/...-6000-R7016	6000



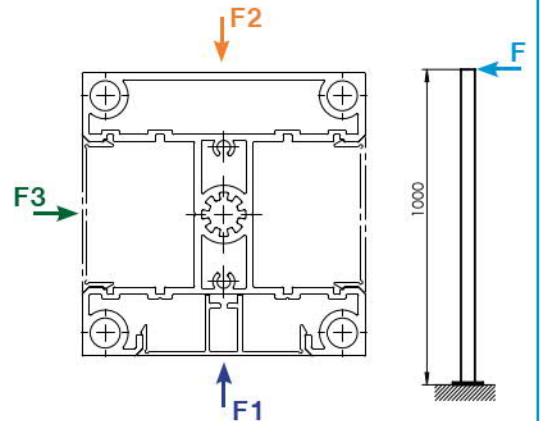
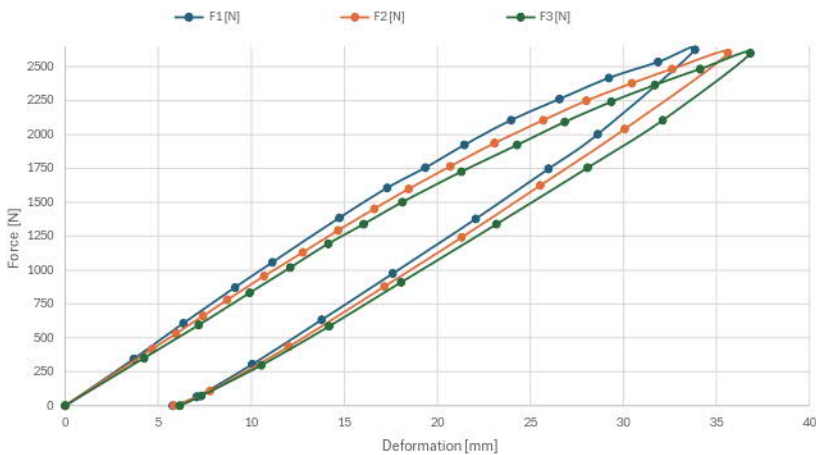
Material	Finish	Effect	art.
ALUMINIUM	natural	RAL 7016	FG/BP130x120x10

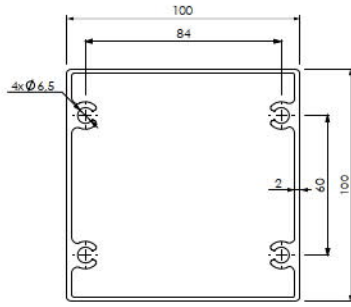
A-DIN 7991-A2 M10x35



Material	Finish	Effect	art.
ALUMINIUM	natural	RAL 7016	FG/C80x80-R7016

A-DIN 7505A 5x20





Material	Finish	Effect	art.	L	MODEL
ALUMINIUM	natural	RAL 7016	AL/9465-6000-R7016	6000	20
		silver	AL/9465-6000-N		

ANCHORING OPTION 1



Material	Finish	Effect	art.
steel	Zn	RAL 7016	AL/5402-R7016

Quality	Finish	art.
AISI304	raw	A-DIN 975-1587 M10x100

art.	ml	quality
Q5/01B-300		
Q5/01B-400		vinylester
Q5/01B-400 Winter		


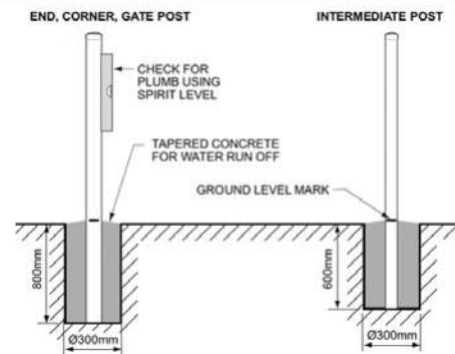
ANCHORING OPTION 2

HOW DO I CALCULATE THE CORRECT FENCE POST HOLE DEPTH?
 Fence stability starts at the bottom. The depth of your fence post footings will vary according to fence height, wind loading, and soil type as well as other factors.

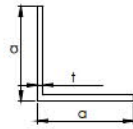
For example, an 1800mm fence in wind zone A will require footings of a minimum of 600mm deep by 200mm wide whereas the footing dimensions for the same fence in wind zone D will need to be at least 700—1100mm deep by 250mm wide.

A solid security fence such as a Diamond Chainwire fence will require 800mm deep by 300mm wide footings.

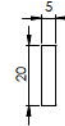
Ensure that the soil at the bottom is adequately compacted to ensure adequate weight bearing support and that the top soil layer is not included in your footing depth.



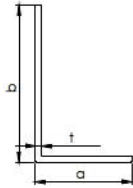




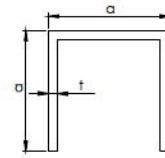
Material	Finish	Effect	art.	a	t	L
ALUMINIUM	natural	silver	AL/L15x15x1,5-6000	15	1,5	6000
			AL/L20x20x2-6000	20	2	
			AL/L40x40x3-6000	40	3	
			AL/L50x50x3-6000	50	3	



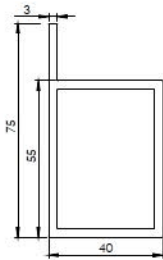
Material	Finish	Effect	art.	t	L
ALUMINIUM	natural	silver	AL/20x5-6000	5	6000
		black	AL/20x5-6000-R9005		



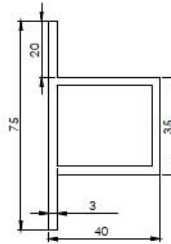

Material	Finish	Effect	art.	a	b	t	L
ALUMINIUM	natural	silver	AL/L40x20x2-6000	20	40	2	6000
			AL/L50x30x2-6000	30	50		
			AL/L60x30x3-6000	30	60		



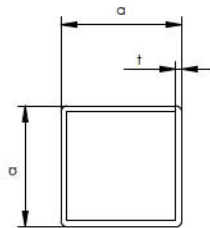
Quality	Finish	Effect	art.	a	t	L
ALUMINIUM	natural	silver	AL/U25x25x2-6000	25	2	6000
			AL/U40x40x3-6000	40	3	
			AL/U50x50x3-6000	50	3	



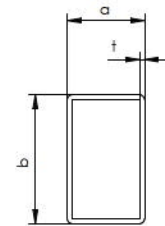
Material	Finish	Effect	art.	t	L
ALUMINIUM	natural	silver	AL/P75x55x40x3-6000	3	6000



Material	Finish	Effect	art.	t	L
ALUMINIUM	natural	silver	AL/T75x35x40x3-6000	3	6000



Material	Finish	Effect	art.	a	t	L
ALUMINIUM	natural	silver	AL/15x15x1,5-6000	15	1,5	6000
			FG/S20x20-6000-N	20		
			AL/25x25x2-6000	25	2	
			AL/30x30x2-6000	30		
			AL/40x40x2-6000	40	3	
			AL/40x40x3-6000	40		
			AL/50x50x2-6000	50	2	
			AL/50x50x3-6000	50	3	
			AL/60x60x2-6000	60	2	
			AL/80x80x3-6000	80	3	
			AL/100x100x3-6000	100		



Material	Finish	Effect	art.	a	b	t	L
ALUMINIUM	natural	silver	FG/S20x40-6000-N	40		1,2	6000
			FG/S20x60-6000-N	60			
			FG/S20x80-6000-N	80	20	1	
			FG/S20x100x1-6000-N	100			
			FG/S20x120-6000-N	120	30	2	
			AL/50x30x2-6000	50			
			AL/50x40x3-6000	50	3		
			AL/60x40x2-6000	60	2		
			AL/60x40x3-6000	40	60	3	
			AL/80x40x3-6000	80	3		
			AL/80x40x2-6000	80	2		
			AL/80x50x3-6000	50	80	2	
			AL/80x60x3-6000	60	3		
			AL/100x50x3-6000	50	100		



Quality	Finish	Effect	art.
ALUMINIUM	natural	silver	FG/BP200X200-01-N



Quality	Finish	Effect	art.
ALUMINIUM	natural	silver	FG/BP200X200-02-N



Quality	Finish	Effect	art.	а
ALUMINIUM	natural	silver	FG/C80x80-01-N	80
			FG/C100x100-01-N	100



Quality	Finish	Effect	art.	а
ALUMINIUM	natural	silver	FG/C80x80-02-N	80
			FG/C100x100-02-N	100


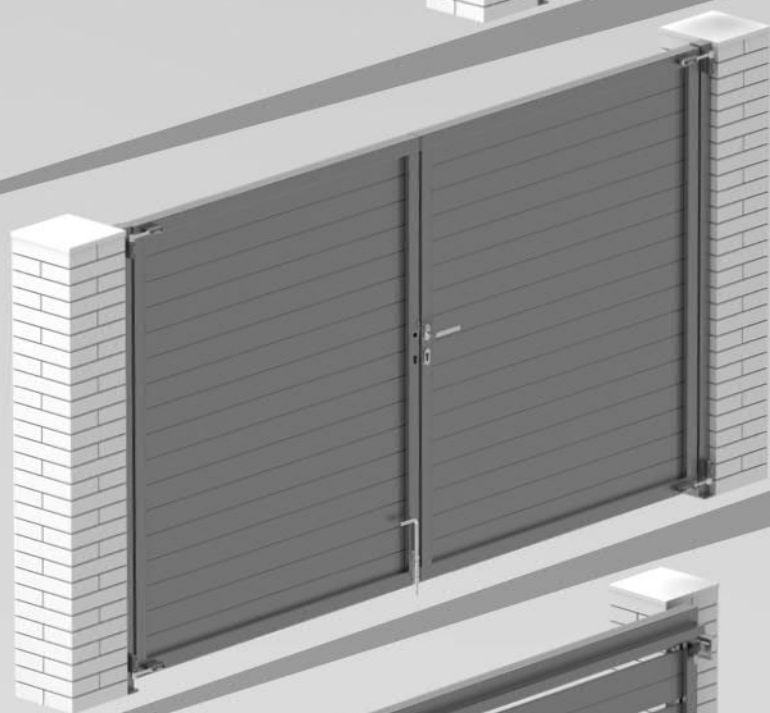
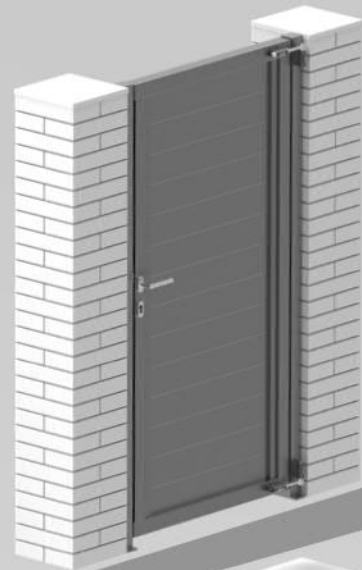


Quality	Finish	Effect	art.	а
ALUMINIUM	natural	silver	FG/C60x60-03-N	60
			FG/C80x80-03-N	80
			FG/C100x100-03-N	100



Quality	Finish	Effect	art.	а
ALUMINIUM	natural	silver	FG/BP60x60U-N	60
			FG/BP80x80U-N	80
			FG/BP100x100U-N	100
			FG/BP120x120U-N	120

5 GATES



**SINGLE-SWING
GATE**

**FRAME
SSG**

**DOUBLE-SWING
GATE**


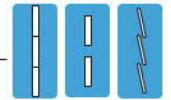
**FRAME
DSG**

**ROLLING
GATE**

**FRAME
RLG**

**CANTILEVER
GATE**


**FRAME
CLG**



N.	IMAGE	ART.	pcs
1.1		FG/P50x60-1850-R7016	2x
		FG/P50x60-1850M-R7016	1
1.2		FG/PC20x16-1850-R7016	3x
1.3		FG/C50x60-R7016	2x
1.4		A-DIN 912-A2 M10x60	4x
1.5		A-DIN 7505A 5x20	8x
1.6		FG/CH50x60-R7016	2x



N.	IMAGE	ART.	pcs
2.1		FG/S20x100x1-3000-R7016	5x
2.2		FG/PC20x16-20-R7016	28x
		A-DIN 7504K-A2 4,2x16	60



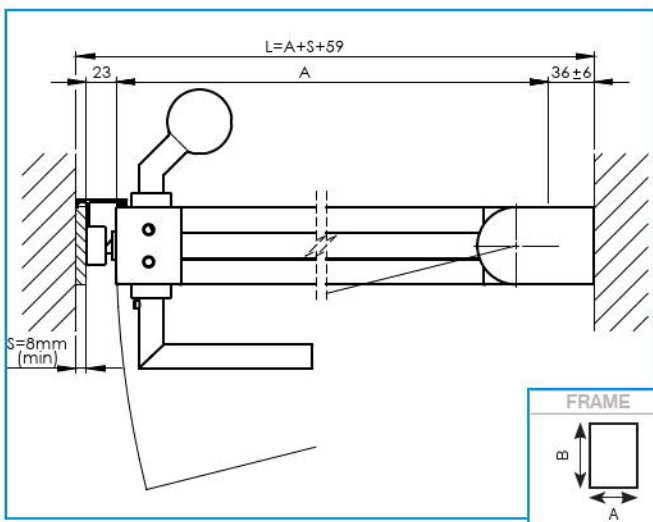
N.	IMAGE	ART.	pcs
3		D4/84-40x40-GREY	1x



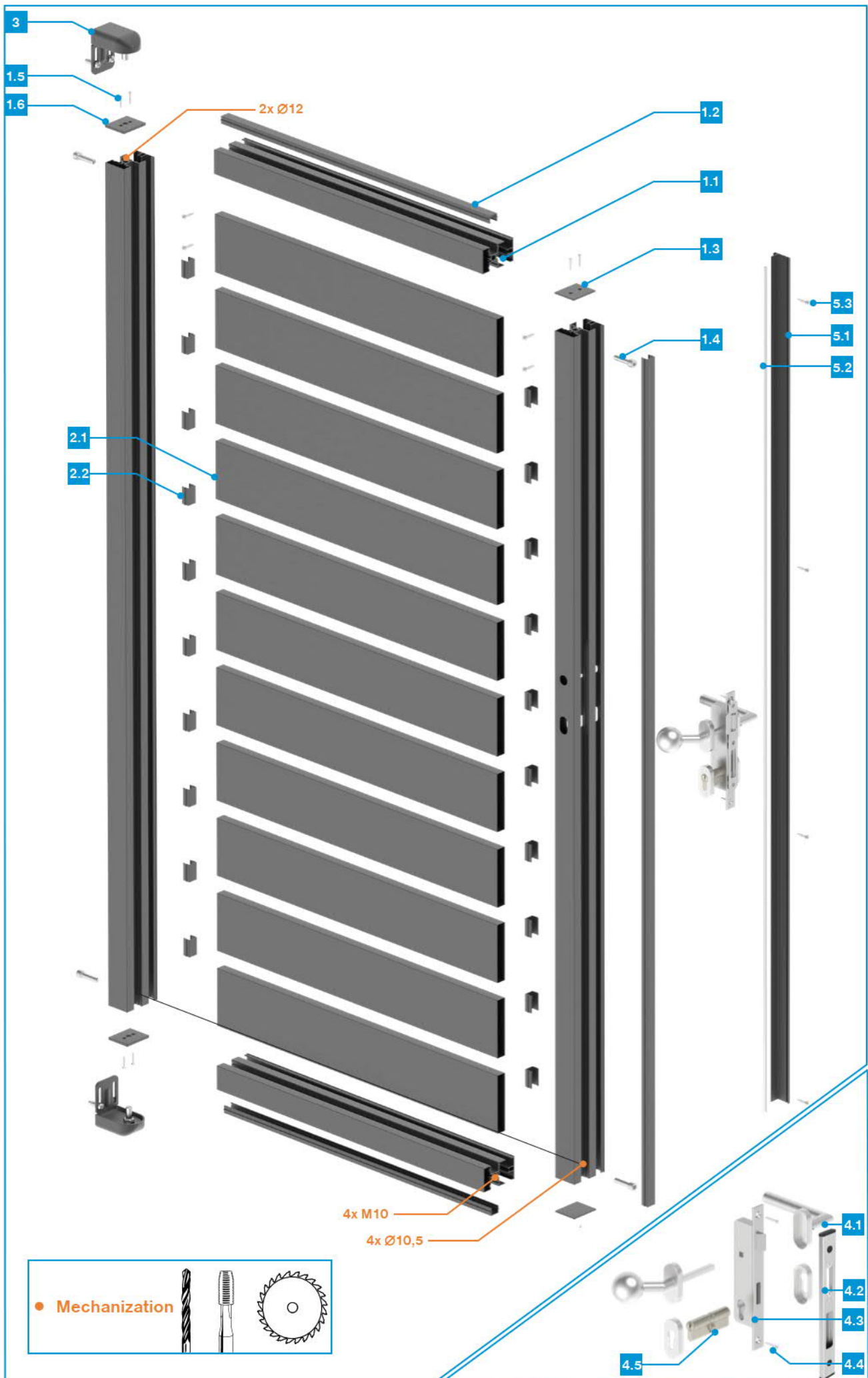
N.	IMAGE	ART.	pcs
4.1		D8/05G-Li	1x
4.2		B8/07T-30x15	1x
4.3		B8/30-30x85	1x
4.4		A-DIN 7505A 5x35	2x
4.5		B1/19N-80	1x




N.	IMAGE	ART.	pcs
5.1		FG/DS40x20-1850-R7016	1x
5.2		A19/4466-M	2m
5.3		A-PH 5x20	5x



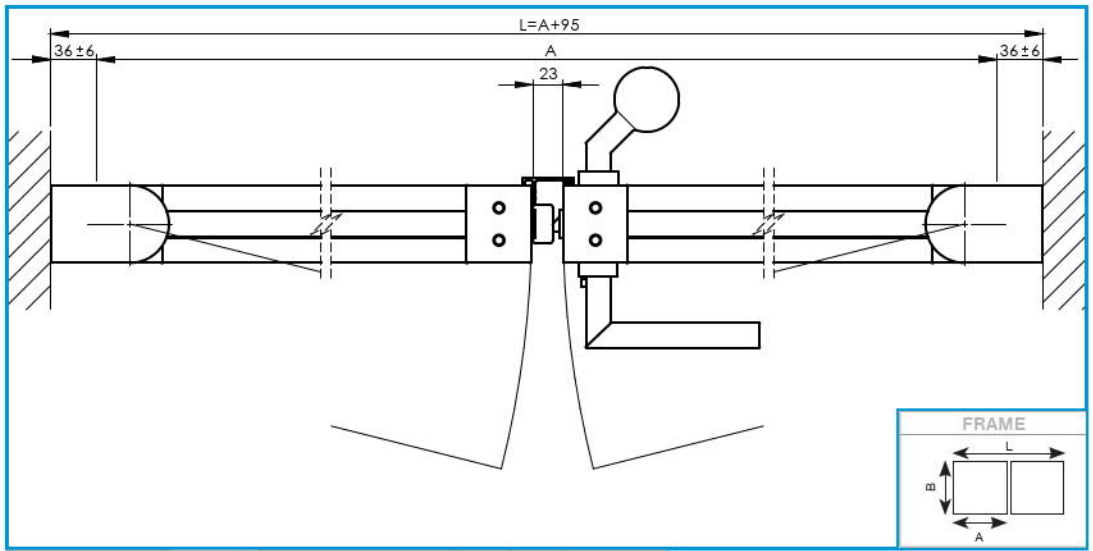
Material	Finish	Effect	art.	A	B	L
ALUMINIUM	natural	RAL7016	FG/S-SSG-R7016-SET	1025	1850	S+1084





5

GATES



Material	Finish	Effect	art.	A	B	L
ALUMINIUM	natural	RAL7016	FG/S-DSG-R7016-SET	3923	1850	3995
				max		

1

N.	IMAGE	ART.	pcs
1.1		FG/P50x60-1850-R7016	7x
		FG/P50x60-1850M-R7016	1
1.2		FG/PC20x16-1850-R7016	8x
1.3		FG/C50x60-R7016	4x
1.4		A-DIN 912-A2 M10x60	8x
1.5		A-DIN 7505A 5x20	16x
1.6		FG/CH50x60-R7016	4x

2

N.	IMAGE	ART.	pcs
2.1		FG/S20x100x1-2000-R7016	30X
2.2		FG/PC20x16-20-R7016	56X
2.3		A-DIN 7504K-A2 4,2x16	120

3

N.	IMAGE	ART.	pcs
3		D4/84-40x40-GREY	2x

4

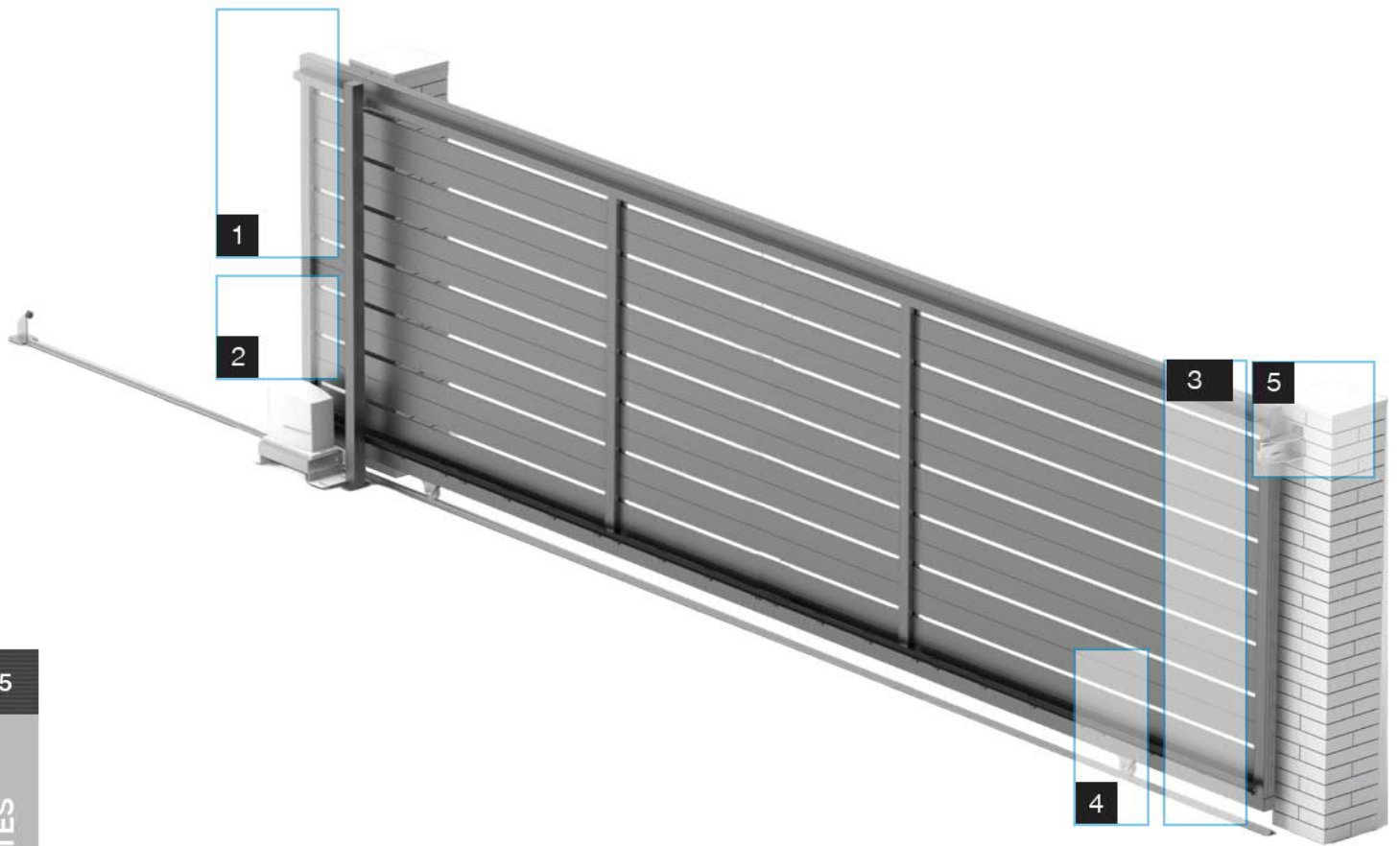
N.	IMAGE	ART.	pcs
4.1		D8/05G-L-i	1x
4.2		B8/07T-30x15	1x
4.3		A-PH 5x20	2x
4.4		B8/30-30x85	1x
4.5		A-DIN 7505A 5x35	2x
4.6		B1/19N-80	1x

5

N.	IMAGE	ART.	pcs
5.1		FG/DS40x20-1850-R7016	1x
5.2		A19/4466-M	2m
5.3		A-PH 5x20	5x

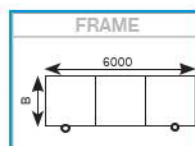
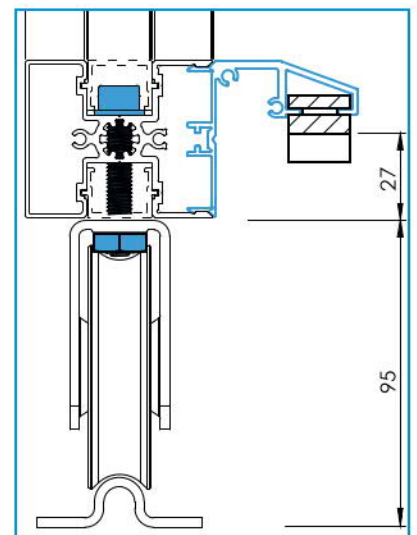
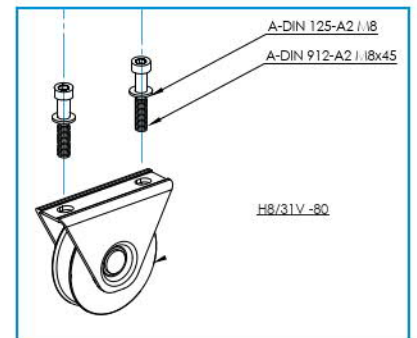

6

N.	IMAGE	ART.	pcs
6.1		D8/12-300	1X
6.2		B8/32	1X
6.3		A4-DIN 7505A 5x45	4X



5

GATES



Material	Finish	Effect	art.	A	B	L
				max		
ALUMINIUM	natural	RAL7016	FG/S-RLG-R7016-SET	6000	2045	5500

thermal expansion 0.02mm/1m/1°C

1

N.	IMAGE	ART.	pcs
1.1		FG/P50x60-6000-R7016	2x
		FG/P50x60-1850-R7016	4x
1.2		FG/PC20x16-1850-R7016	2x
		FG/PC20x16-6000-R7016	2x
1.3		FG/CA105x50-R7016	4x
1.4		A-DIN 912-A2 M10x60	8x
1.5		A-DIN 7505A 5x20	8x

2

N.	IMAGE	ART.	pcs
2.1		FG/S20x100x1-6000-R7016	15x
2.2		FG/PC20x16-20-R7016	84x
2.3		A-DIN 7504K-A2 4,2x16	200x

3


N.	IMAGE	ART.	pcs
3.1		FG/UG54x50-6000-R7016	1x
3.2		H8/53	1x
3.3		FG/BG54x50-6000-R7016	1x
3.4		H/01PVC-AL	12x
3.5		H/01PVC-FS-AL	1x
3.6		A-DIN 7505A 5x35	20x

4

N.	IMAGE	ART.	pcs
4.1		H8/31V-80	2x
4.2		A-DIN 912-A2 M8x45	4x
4.3		A-DIN 934 M8	4x
		A-DIN 125-A2 M8	4x
4.4		H8/39V-6000	2x

5

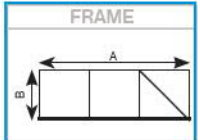
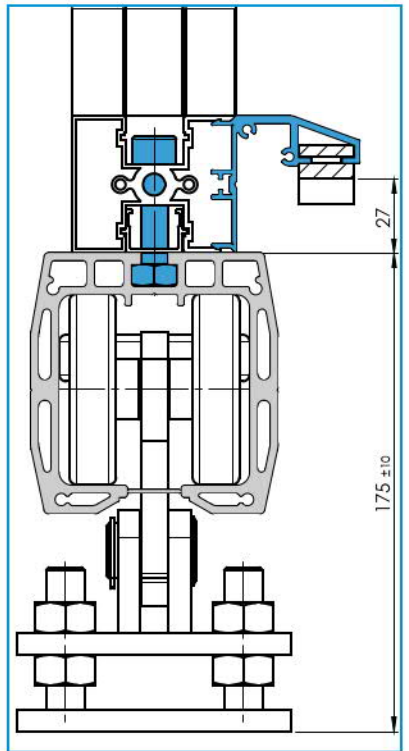
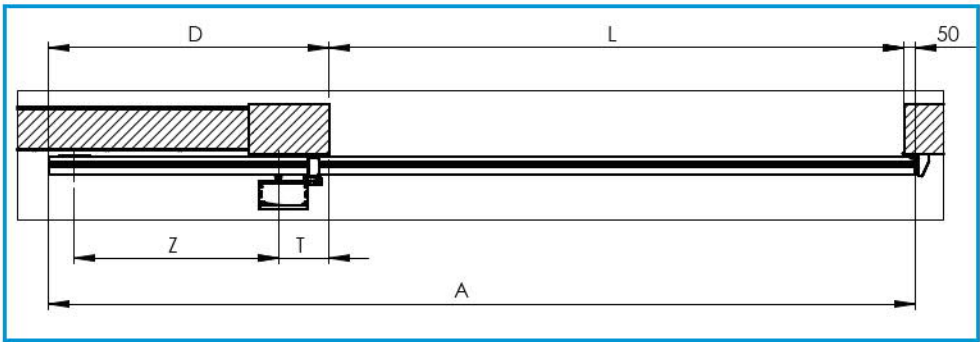
N.	IMAGE	ART.	pcs
5.1		H8/37-60P	1x
5.2		H8/16-46x130	1x
5.3		A-DIN 934 M10	1x
5.4		A-DIN 125-A2 M10	1x
5.5		A-DIN 7380-A2 M10x20	1x



5

GATES

ONLINE GATE DIMENSIONING



Material	Finish	Effect	art.	A	B	L
				6000	2125	4500
ALUMINIUM	natural	RAL7016	FG/S-CLG-R7016-SET	max		

thermal expansion 0.02mm/1m/1°C

1

N.	IMAGE	ART.	pcs
1.1		FG/FP50x60-6000-R7016	2x
		FG/P50x60-1850-R7016	4x
1.2		FG/PC20x16-6000-R7016	1x
		FG/PC20x16-1850-R7016	2x
1.3		FG/CA105x50-R7016	4x
1.4		A-DIN 912-A2 M10x60	8x
1.5		A-DIN 7505A 5x20	8x

2

N.	IMAGE	ART.	pcs
2.1		FG/S20x100x1-6000-R7016	15x
2.2		FG/PC20x16-20-R7016	84x
2.3		A-DIN 7504K-A2 4,2x16	200x

3

N.	IMAGE	ART.	pcs
3.1		FG/UG54x50-6000-R7016	1x
3.2		H8/53	1x
3.3		FG/BG54x50-6000-R7016	1x
3.4		H/01PVC-AL	12x
3.5		H/01PVC-FS-AL	1x
3.6		A-DIN 7505A 5x35	20x

4


N.	IMAGE	ART.	pcs
4.1		SV-90x95-AL	1x
		A-DIN 912-A2 M10x60	10x
4.2		A-DIN 934 M10	


5

N.	IMAGE	ART.	pcs
5.1		H8/37-60P	1x
5.2		H8/16-46x130	1x
5.3		A-DIN 934 M10	1x
5.4		A-DIN 125-A2 M10	1x
5.5		A-DIN 7380-A2 M10x20	1x

6

GATE ACCESSORIES FOR ALUMINUM GATES





FRAME PROFILES



HINGES



LOCKS INOX DOOR HANDLES



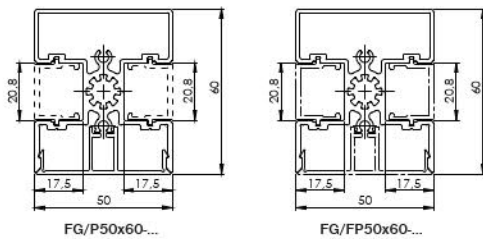
GATE STOPPERS, BOLTS



RACKS

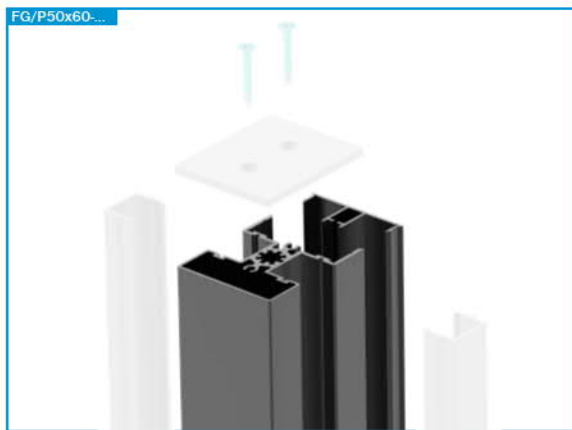


WHEELS

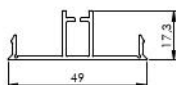


FG/P50x60...

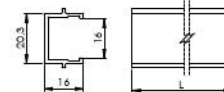
FG/FP50x60...



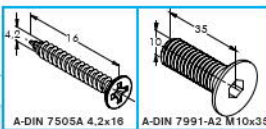
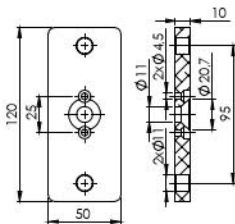
Material	Finish	Effect	art.	L	MODEL
ALUMINIUM	natural	RAL 7016	FG/FP50x60-1850-R7016	1850	20
		silver	FG/FP50x60-7000-N	7000	
		RAL 7016	FG/P50x60-1850-R7016	1850	
		silver	FG/P50x60-6000-R7016	6000	
		silver	FG/P50x60-7000-N	7000	
		✓			



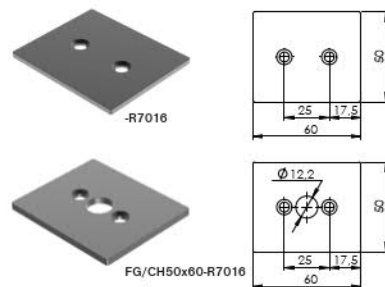
Material	Finish	Effect	art.	L
ALUMINIUM	natural	RAL 7016	FG/PC49x17-1850-R7016	1850
		silver	FG/PC49x17-7000-N	7000
			FG/PC49x17-6000-R7016	6000



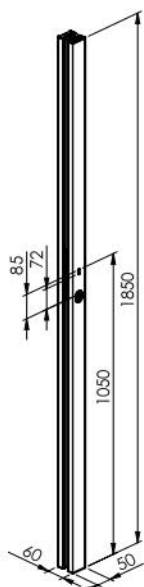
Material	Finish	Effect	art.	L
ALUMINIUM	natural	RAL 7016	FG/PC20x16-20-R7016	20
			FG/PC20x16-1850-R7016	1850
			FG/PC20x16-6000-R7016	6000
		silver	FG/PC20x16-7000-N	7000



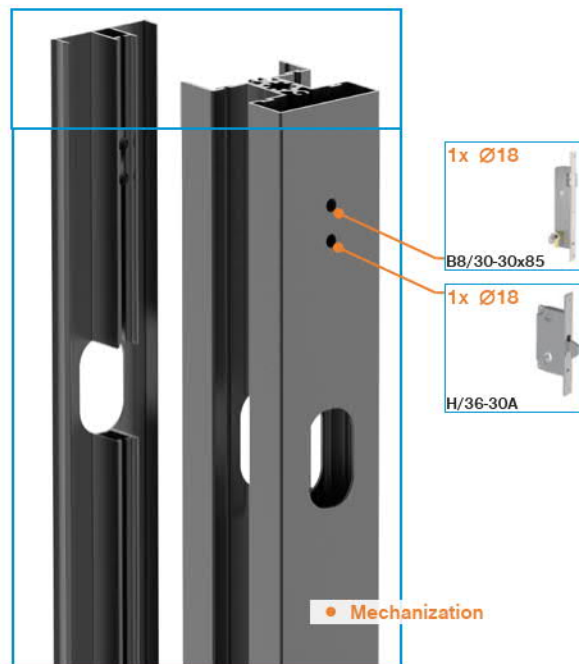
Material	Finish	Effect	art.
AISI304	RAW	RAL 7016	FG/BP120x50-R7016



Material	Finish	Effect	art.
ALUMINIUM	natural	RAL 7016	FG/CP50x60-R7016
AISI304	RAW	RAL 7016	FG/CH50x60-R7016


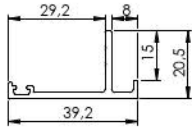


Material	Finish	Effect	art.	L	MODEL
ALUMINIUM	natural	RAL 7016	FG/GP50x60-1850-R7016	1850	20



• Mechanization

thermal expansion 0,02mm/1m/1°C



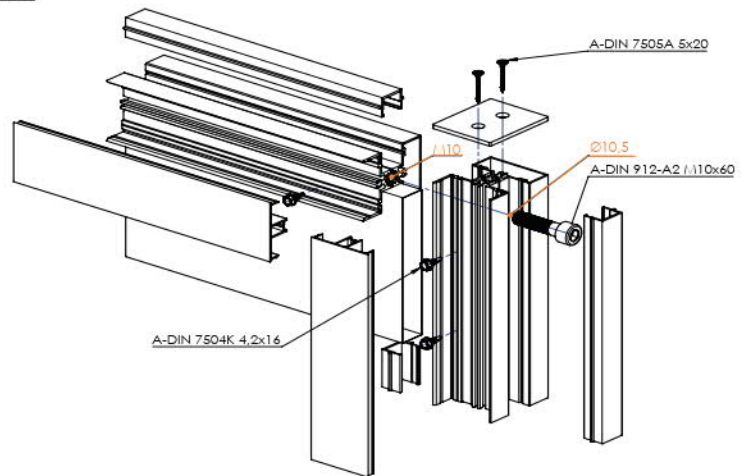
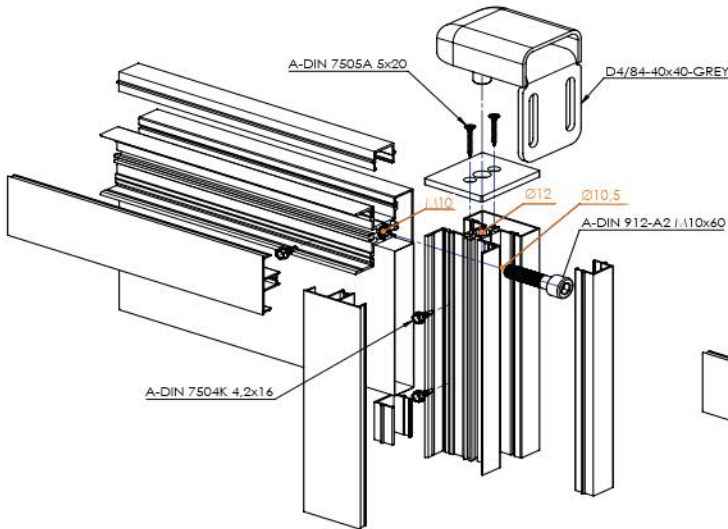
Material	Finish	Effect	art.	L
ALUMINIUM	natural	RAL 7016	FG/DS40x20-1850-R7016	1850
			FG/DS40x20-6000-R7016	6000

Material	Finish	art.	L
Rubber	black	A19/4466-M	M

SWING GATES

DISSASSEMBLY VIEW

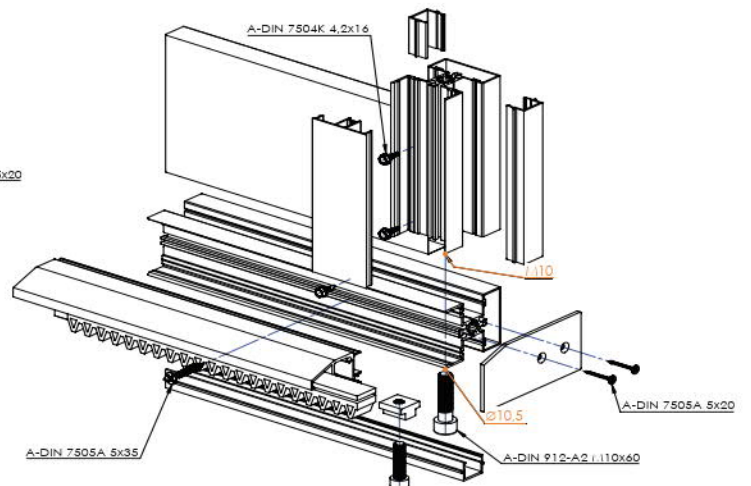
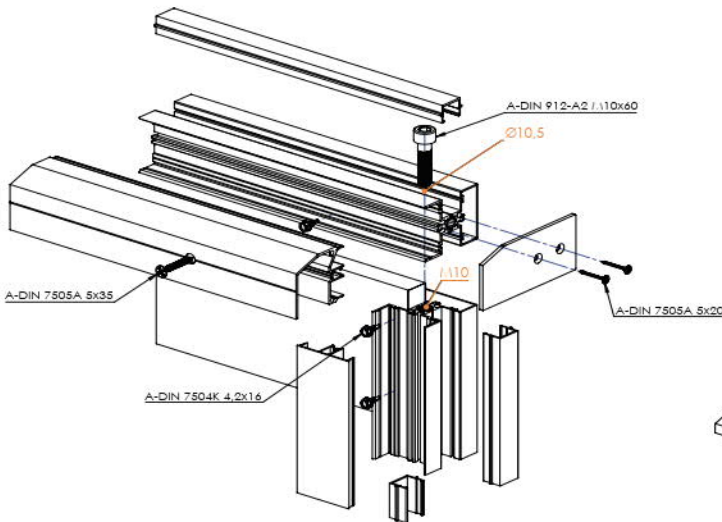
- SSG (SIGLE SWING GATE) / DSG (DOUBLE SWING GATE)



SLIDING GATES


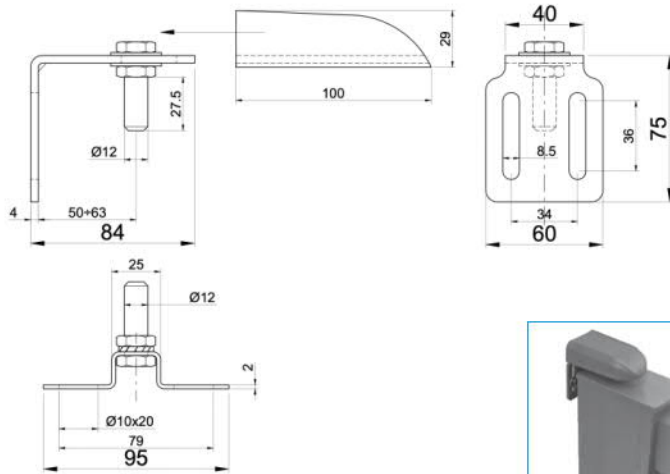
DISSASSEMBLY VIEW

- RLG (ROLLING GATE) / CLG (CANTILEVER GATE)

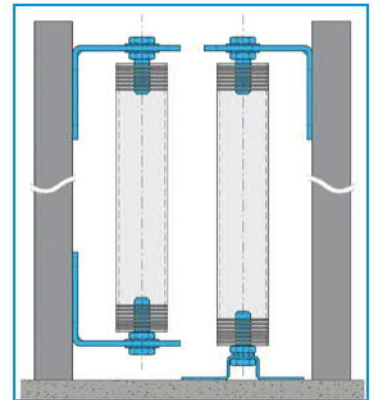
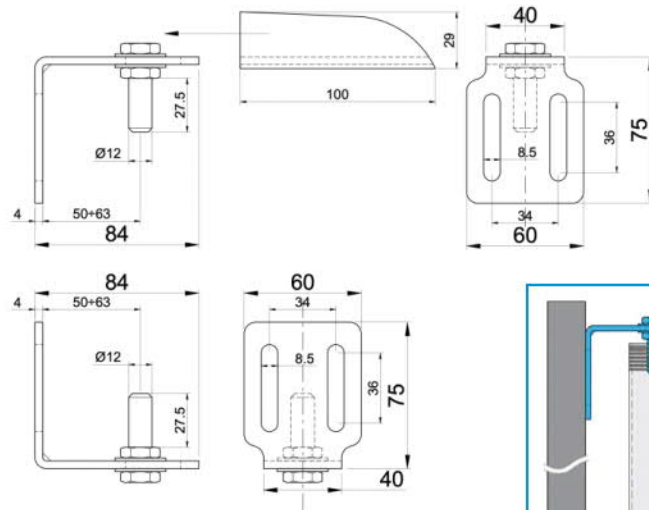


• Mechanization

MODEL FLEX-ATYP

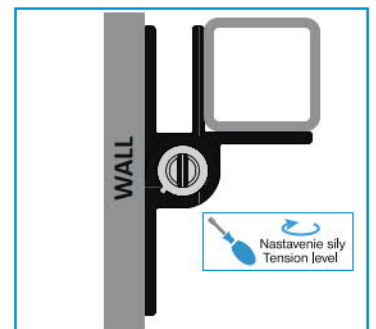
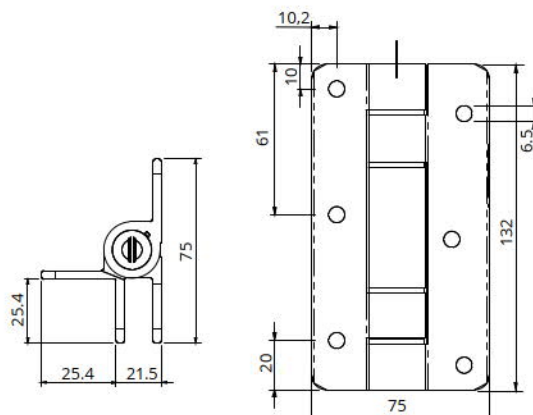


Quality	Finish	Color	art.	Gmax/2pcs (kg)
Fe	raw	grey	D4/83-40x40-GREY	80



Quality	Finish	Color	art.	Gmax/2pcs (kg)
Fe	raw	grey	D4/84-40x40-GREY	80

MODEL FIX-SPRING



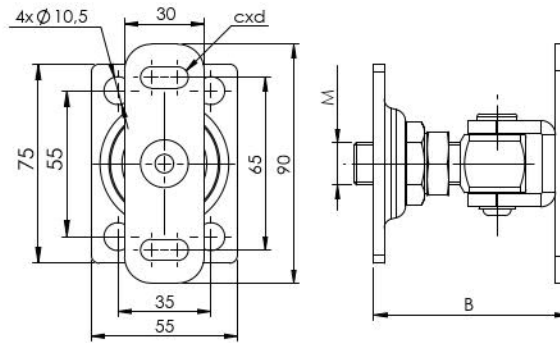
Quality	Finish	art.	Color	Gmax/2pcs (kg)
ALUMINIUM	natural	D4/73AL-W-130-BLACK	black	20

new

MODEL REINFORCED POLYMER - FOR ALUMINIUM GATES



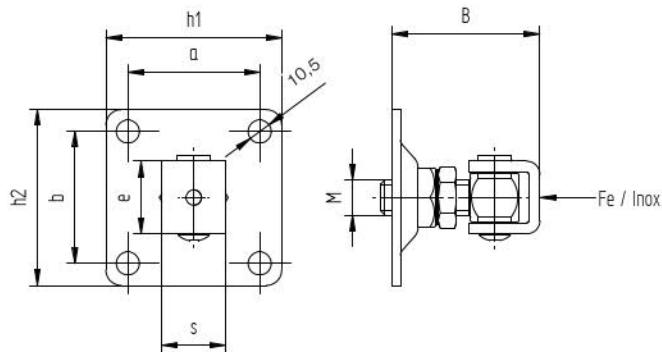
MODEL FLEX - SCREW/SCREW



Quality	Finish	art.	M	B	cx	d	Gmax/2pcs (kg)
AISI304	raw	D8/53F-M12-K	12	50-70	6x16	40	<i>new new</i>
		D8/53AF-M16-K	16	70-85	8x18	60	



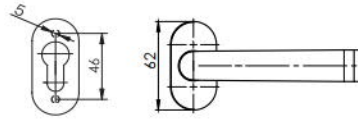
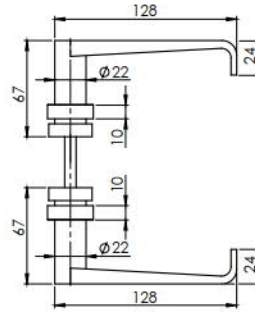
MODEL FLEX - SCREW/WELD



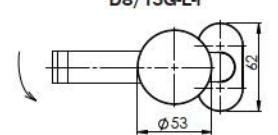
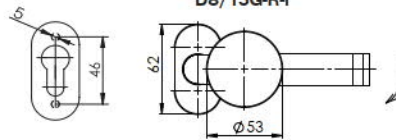
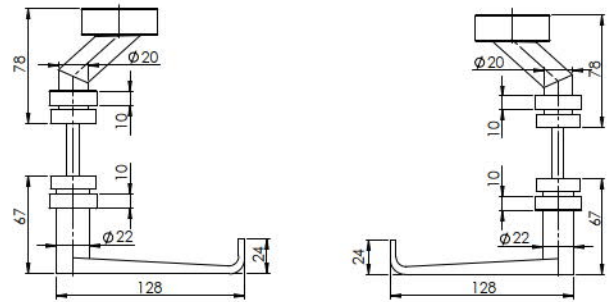
Quality	Finish	art.	Color	M	B	h1xh2	a	b	e	s	Gmax/2pcs (kg)
AISI304	raw	D4/53-M12-K	silver	12	56-63	55x75	35	55	27	20	40
		D8/53-M16-K		16	64-80	80x80	55	55	36	30	60
		D8/53-M20-K		20	69x90	100x100	75	75	35	30	100

top new new



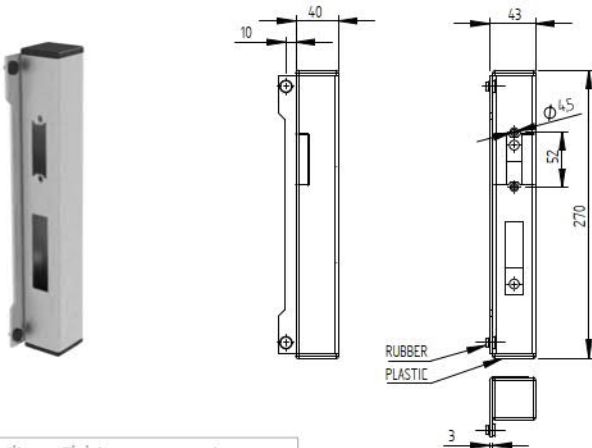


Quality	Finish	art.	Model
AISI304	satın	D8/15-i	K01

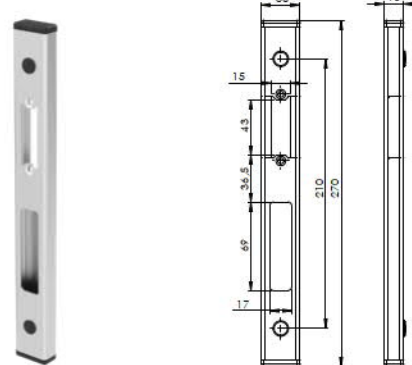


Quality	Finish	art.	Orientation	Model
AISI304	satın	D8/15G-R-i	right	K02,K11
		D8/15G-L-i	left	

MODEL ELECTRO-MAGNETIC



Quality	Finish	art.
AISI304	satın	B8/61-40x40

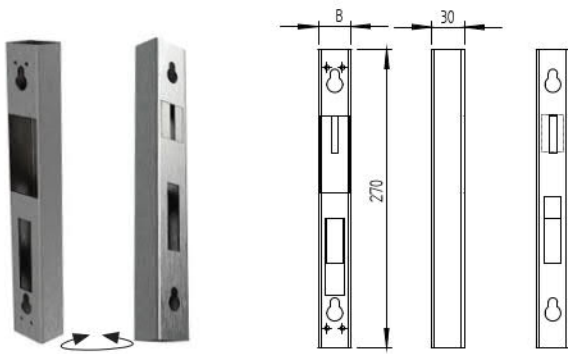


Quality	Finish	art.
AISI304	satın	B8/07T-30x15



B1/18-LC

B1/18-F

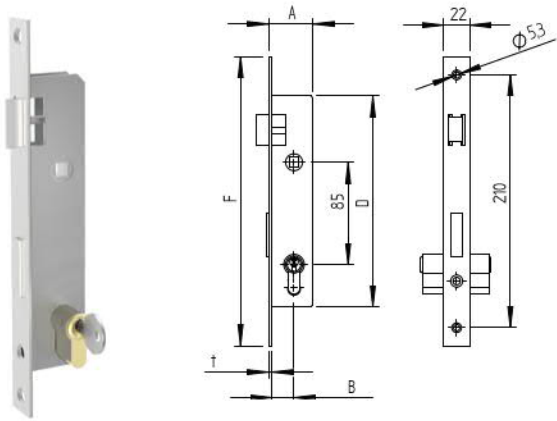


B1/09-50H
B8/09-50H



B1/18-I
B8/18-LC

Quality	Finish	art.	B
AISI304	satin	B8/07T-30	30
		B8/07T-40	40

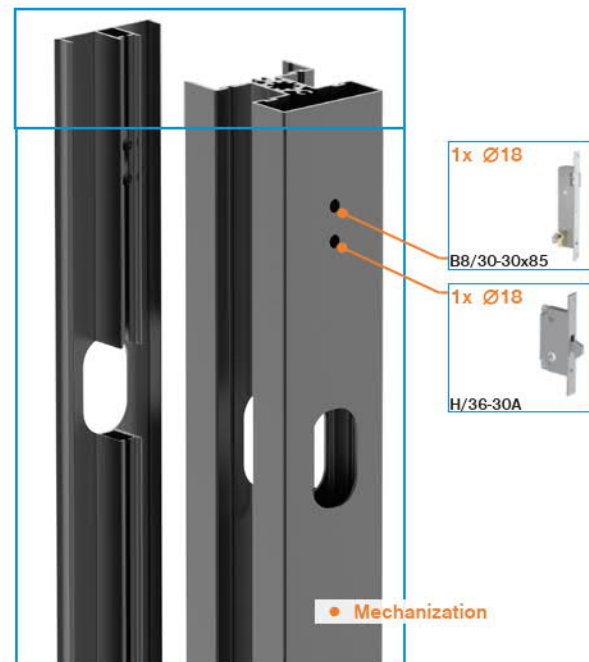
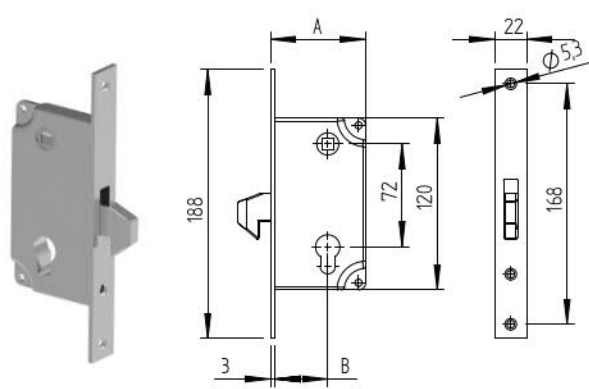


Quality	Finish	art.	L	Color
BRASS	Ni	B1/19N	22,5	RAL 9005
		B1/19N-60	25	
		B1/19N-70	30	
		B1/19N-80	35	
		B1/19N-R9005	22,5	
		B1/19N-60-R9005	25	
		B1/19N-70-R9005	30	
		B1/19N-80-R9005	35	

new
new
new
new
new

Quality	Finish	art.	A	B	D	F	t
AISI304	satin	B8/30-30x85	45	27	170	238	3

new



1x Ø18
B8/30-30x85
1x Ø18
H/36-30A

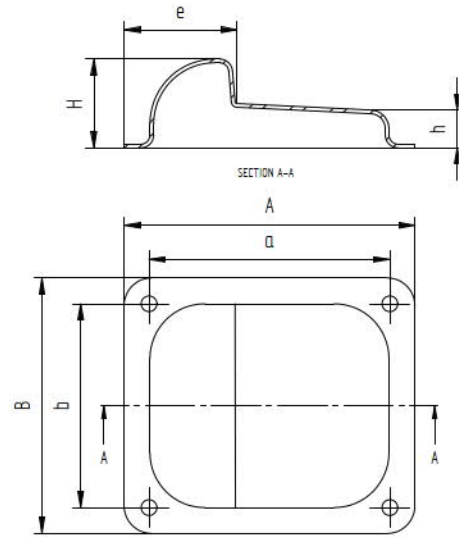
• Mechanization

Quality	Finish	art.	A	B
Fe	Zn	H/36-30A	56	27



Quality	Finish	art.	A	a	B	b	H	h	e
AISI304	raw	B8/32	158	130	138	110	50	22	60
		B8/32-S	120	95	100	75	42	20	45

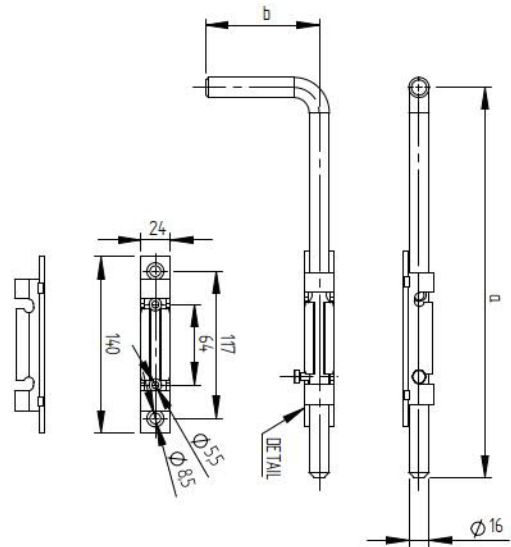
top



D7/12...
D8/12...

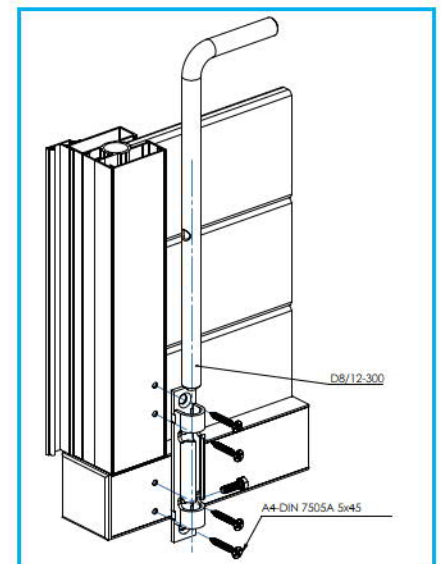


D8/12L-500

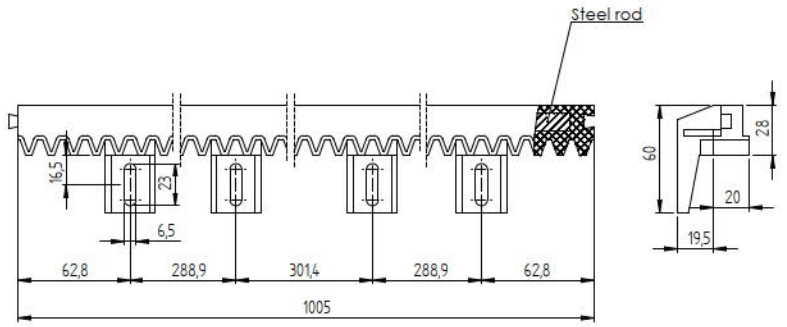



Quality	Finish	art.	a	b	
AISI304	raw	D8/12-300	300	90	
AISI304	raw	D8/12L-500	500		✓

new



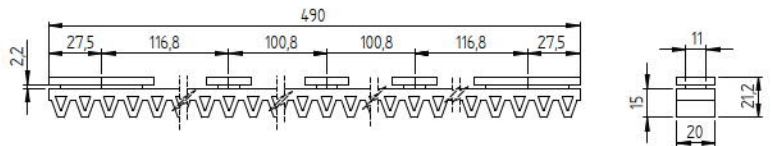
thermal expansion 0,02mm/1m/1°C




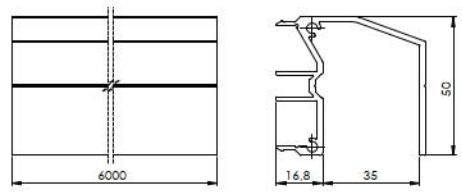
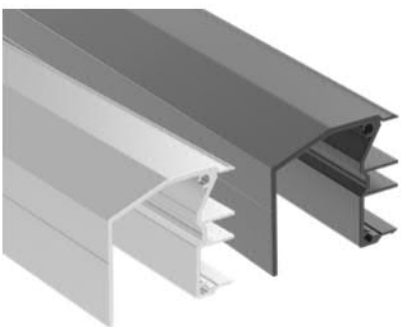
H/01PVC-J

Quality	Finish	art.	Module	Gmax (kg)	H/01PVC-J-BS	H/01PVC-FS-J
PVC	raw	H/01PVC-J-BS	4	300	1x	-
		H/01PVC-J				1x
		H/01PVC-J-2PACK				2x

top
new


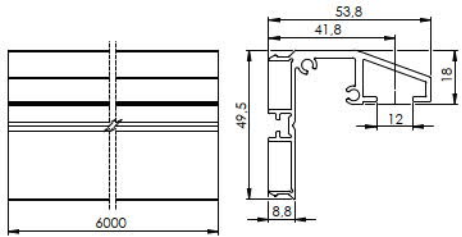



Quality	Finish	art.	Gmax (kg)
NYLON	raw	H/01PVC-AL	300



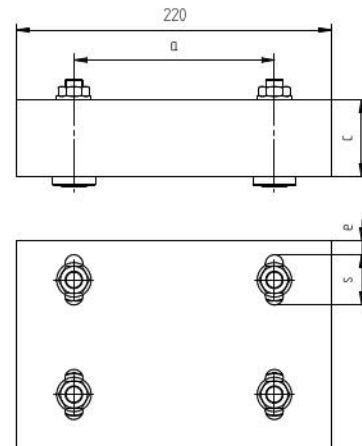
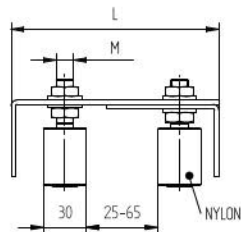
Material	Finish	Effect	art.	L	
ALUMINIUM	natural	RAL 7016	FG/UG54x50-6000-R7016	6000	H8/04-32-W, H8/04L-35
		silver	FG/UG54x50-7000-N	7000	

new



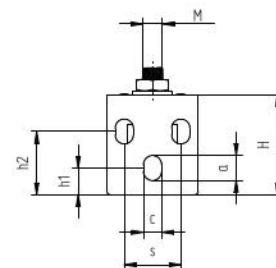
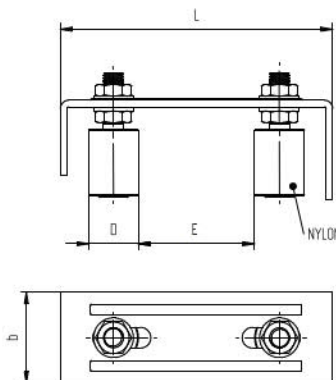
Material	Finish	Effect	art.	L	
ALUMINIUM	natural	RAL 7016	FG/BG54x50-6000-R7016	6000	H/01PVC-AL
		silver	FG/BG54x50-7000-N	7000	

new



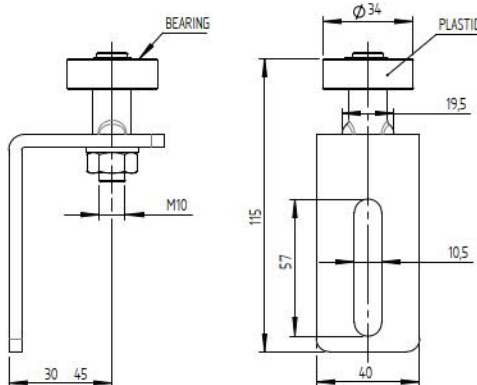
Quality	Finish	art.	Color	L	a	c	e	s	M
Fe	Zn	H/12-4T	-	140-180	140	53	10	35	12
		H/12-4T-R9005	RAL 9005						
		H/12-4T-R7016	RAL 7016						
AISI304	raw	H8/12-4T	-	135-175	155	56	16	58	14

*new
new*



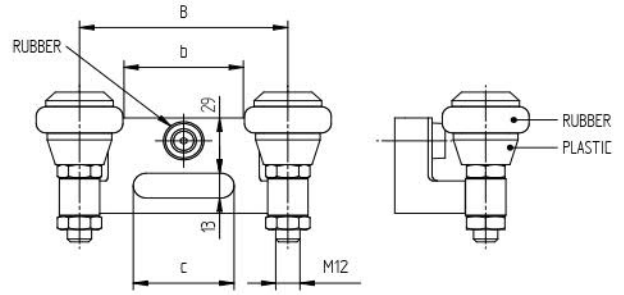
Quality	Finish	art.	Color	L	a	b	c	D	E	h1	h2	H	s	M
Fe	Zn	H/12-2	-	165	-	68	-	41	25-65	-	-	64	-	16
		H/12-2S	-	164	15	57	11	30	35-85	14	36	60	34	12
		H/12-2S-R9005	RAL 9005											
		H/12-2S-R7016	RAL 7016											
AISI304	raw	H8/12-2S	-											

*top
new
new*



Quality	Finish	art.	Color
Fe	Zn	H/53	-
		H/53-R9005	RAL 9005
		H/53-R7016	RAL 7016
AISI304	raw	H8/53	-

*top
new
new*



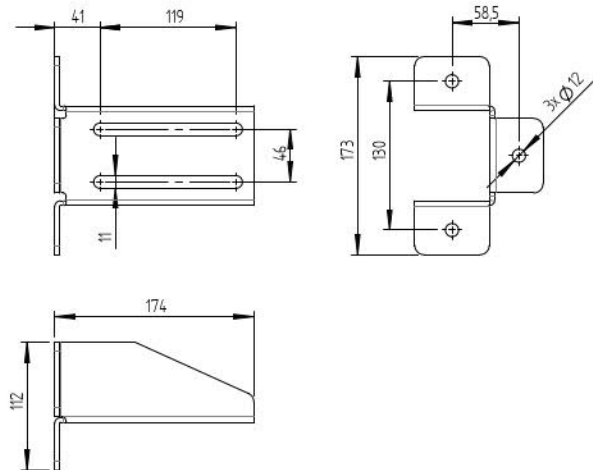
Quality	Finish	art.	Color	b	c	B
Fe	Zn	H/37-40P	-	40	50	83
		H/37-40P-R9005	RAL 9005			
		H/37-40P-R7016	RAL 7016			
AISI304	raw	H8/37-40P	-			
Fe	Zn	H/37-60P	-	60	50	103
		H/37-60P-R9005	RAL 9005			
		H/37-60P-R7016	RAL 7016			
AISI304	raw	H8/37-60P	-			
Fe	Zn	H/37-80P	-	80	60	123

*top
new
new*

*new
new*

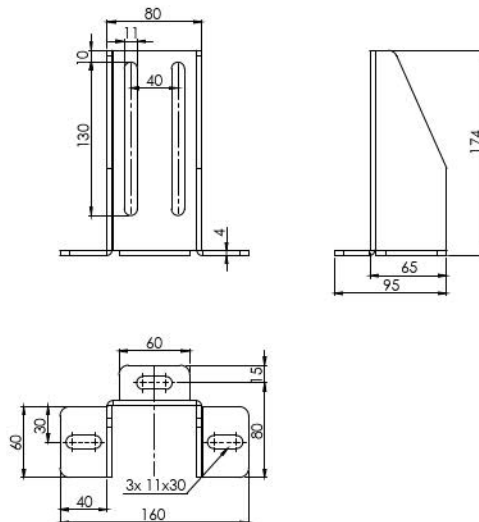


H/16-46x130
H8/16-46x130



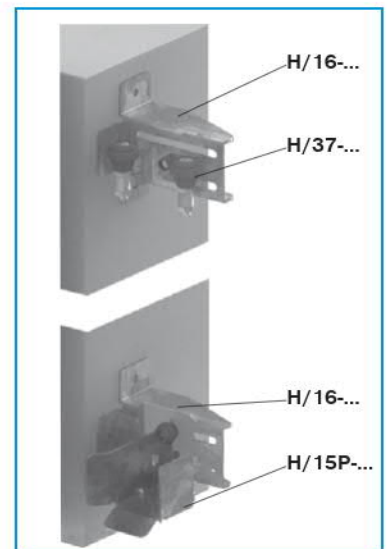
Quality	Finish	art.	Color
Fe	Zn	H/16-46x130	-
		H/16-46x130-R9005	RAL 9005
		H/16-46x130-R7016	RAL 7016
AISI304	raw	H8/16-46x130	-

*new
new*



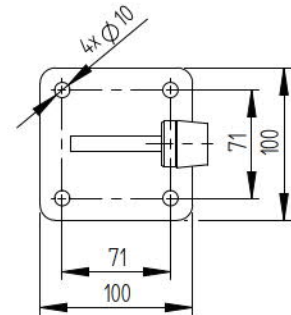
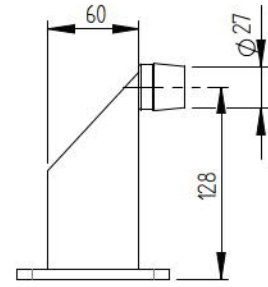
Quality	Finish	art.
Fe	Zn	H/16-40x130-S

new



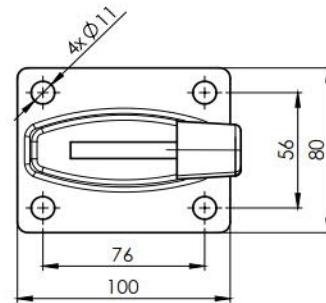
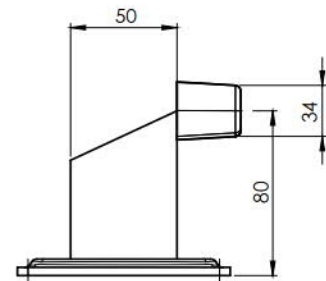
H/16-...
H/37-...

H/16-...
H/15P-...



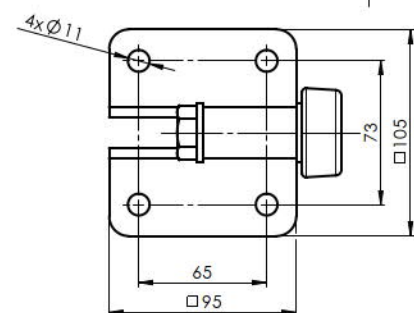
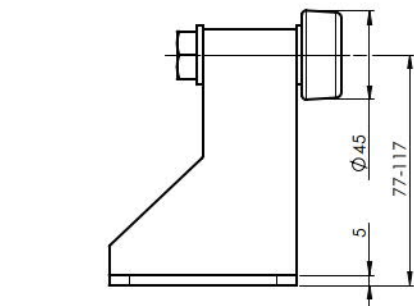
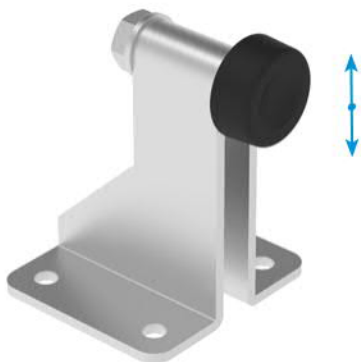
Quality	Finish	art.	Color
		H/10B-60x130	-
Fe	Zn	H/10B-60x130-R9005	RAL 9005
		H/10B-60x130-R7016	RAL 7016
AISI304	raw	H8/10B-60x130	-

new
new



Quality	Finish	art.	Color
		H/10B-50x80	-
Fe	Zn	H/10B-50x80-R9005	RAL 9005
		H/10B-50x80-R7016	RAL 7016

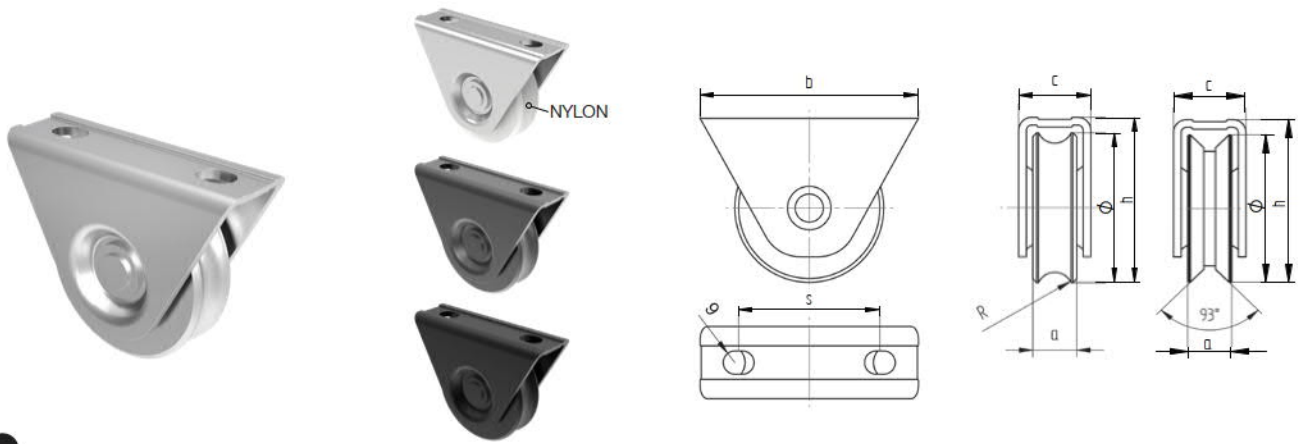
new
new



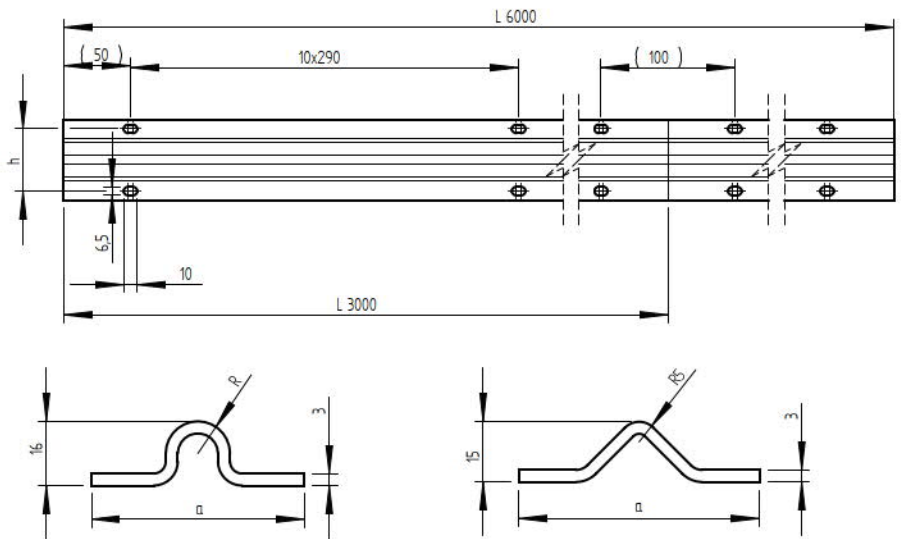
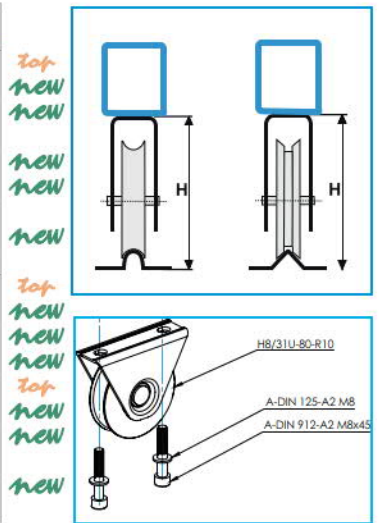
Quality	Finish	art.
Fe	Zn	H/10B-50x120

new

thermal expansion 0,02mm/1m/1°C

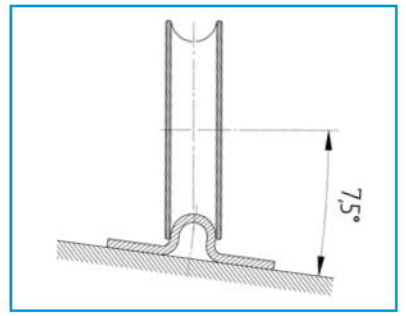


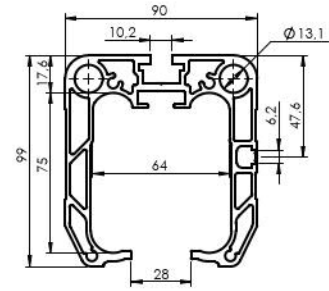

Quality	Finish	art.	Color	∅	H	h	R	a	b	c	s	Gmax/2pcs (kg)	
Fe	Zn	H/31U-60	-										
		H/31U-60-R9005	RAL 9005	58	75	64		17	85	27	55	200	
		H/31U-60-R7016	RAL 7016										
		H/31U-80C	-										
		H/31U-80C-R9005	RAL 9005										
AISI304	raw	H8/31U-80-R10											
		H8/31U-80-R10-NYLON											
Fe	Zn	H/31U-100	-	98	115	105	8	22	132		102	400	
		H/31V-60											
AISI304	raw	H8/31V-60-NYLON											
		H8/31V-60-NYLON											
Fe	Zn	H/31V-60-R9005	RAL 9005	58	75	64		17	85	28	55	200	
		H/31V-60-R7016	RAL 7016										
		H/31V-80C	-										
		H/31V-80C-R9005	RAL 9005										
		H/31V-80C-R7016	RAL 7016	78	95	85		20	100		35	70	300
AISI304	raw	H8/31V-80											
		H8/31V-80-NYLON											
Fe	Zn	H/31V-100	-	98	115	106		22	132		102	350	



Quality	Finish	art.	a	h	R	L
Fe	Zn	H/39U-3000				3000
		H/39U-6000	60	46,5	8	6000
AISI304	raw	H8/39U-3000				3000
		H8/39U-6000	55	40	10	6000
Fe	Zn	H/39V-3000				3000
		H/39V-6000				6000
AISI304	raw	H8/39V-3000	60	46,5	5	3000
		H8/39V-6000				6000

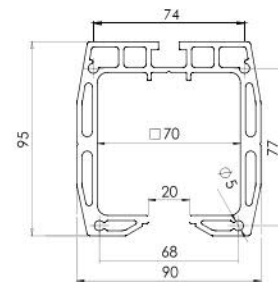

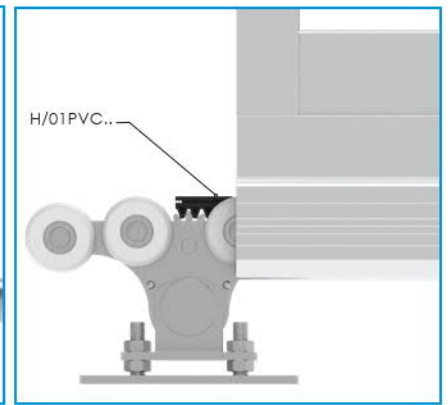

Top





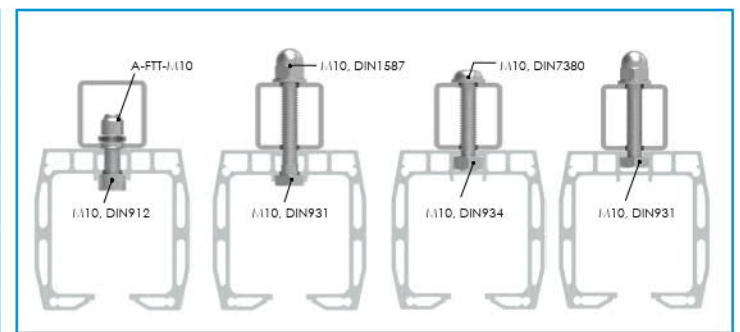
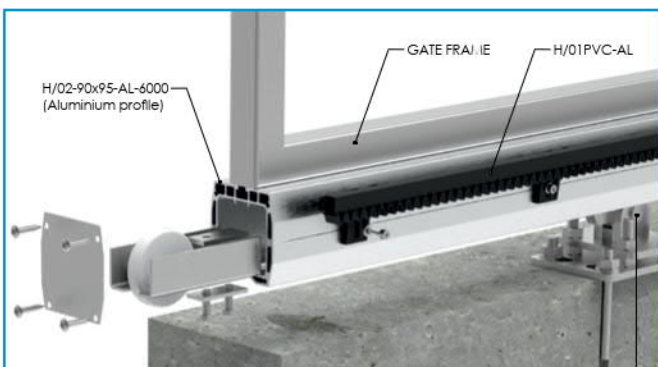
Quality	Finish	art.	Color	L
ALUMINIUM	natural	H/02-90x99-AL-6000	-	
		H/02-90x99-AL-6000-R9005	RAL 9005	6000
		H/02-90x99-AL-6000-R7016	RAL 7016	
		H/02-90x99-AL-7000	-	
		H/02-90x99-AL-7000-R9005	RAL 9005	7000
		H/02-90x99-AL-7000-R7016	RAL 7016	

new
new
new
new
new
new



Quality	Finish	art.	Color	L
ALUMINIUM	natural	H/02-90x95-AL-6000	-	
		H/02-90x95-AL-6000-R9005	RAL 9005	6000
		H/02-90x95-AL-6000-R7016	RAL 7016	

new
new
new







VARIOUS OPTIONS FOR MOUNTING FRAME to ALUMINIUM PROFILE H/02-90x95-AL-6000

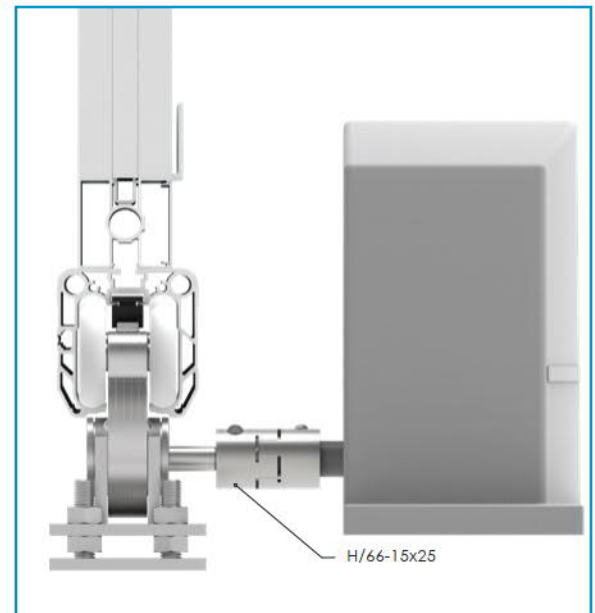

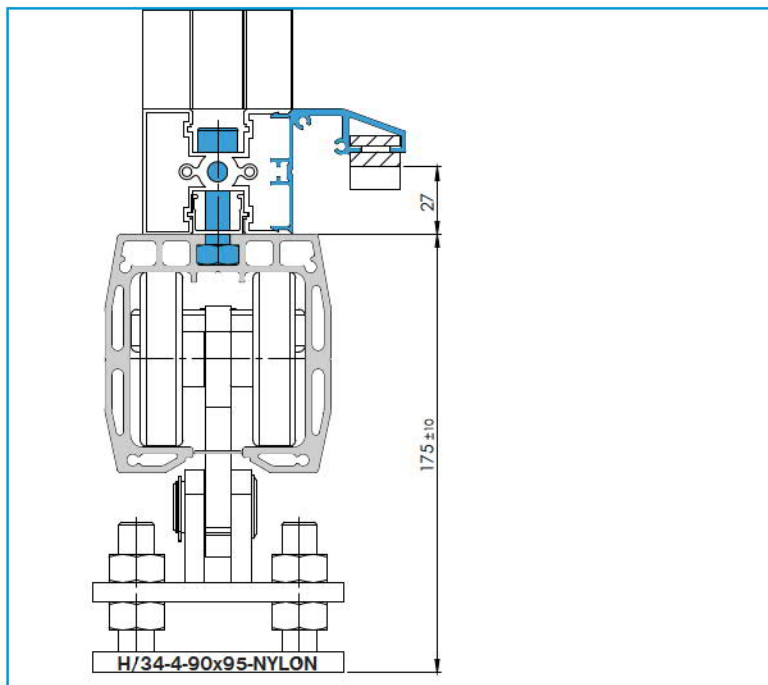
thermal expansion 0.02mm/1m/1°C

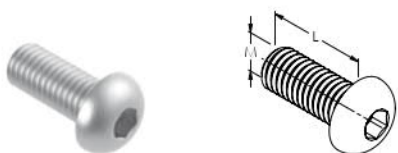
MODEL AI 90x95 L4m/G_e200kg 					
	H/34-4-90x95-NYLON	H/14N-90x95-NYLON	H/15P-100	H/40-90x95P	H/02-90x95-AL-6000
SV-90x95-AL-ECO	2x	1x	1x	2x	-
SV-90x95-AL	2x	1x	1x	2x	1x

new

MODEL AI 90x99 L4m/G_e200kg 						
	H/34B-4-90x99-NYLON	H/34B-4G-90x99-NYLON	H8/14N-90x95	H8/15P-100	H8/40-90x99P	H/02-90x99-AL-6000
SV-90x99-AL-ECO	1x	1x	1x	1x	2x	-
SV-90x99-AL	1x	1x	1x	1x	2x	1x

new

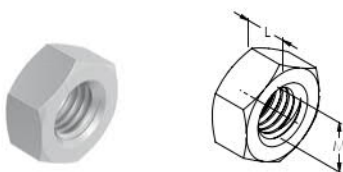




Quality	Finish	art.	M	L
steel 8.8	Zn	DIN 7380 M10x20 8.8-Zn	10	20
AISI304	raw	A-DIN 7380-A2 M5x12	5	12
		A-DIN 7380-A2 M6x12	6	12
		A-DIN 7380-A2 M8x10		10
		A-DIN 7380-A2 M8x12	8	12
		A-DIN 7380-A2 M8x20		20
		A-DIN 7380-A2 M10x20	10	20
AISI316	raw	A4-DIN 7380 M5x12	5	12
		A4-DIN 7380 M5x16		16
		A4-DIN 7380 M6x12	6	12
		A4-DIN 7380 M8x20	8	20
		A4-DIN 7380 M10x20	10	20



Quality	Finish	art.	D	d	t
steel	Zn	DIN 125 10-Zn	20		2
		DIN 9021 10-Zn	30	10	2,5
		WIT-SHB M8-Zn	23	9	
		WIT-SHB M10-Zn	26	12	5
AISI304	raw	WIT-SHB M12-Zn	28	14	
		A-DIN 125-A2 M5	10	5	1
		A-DIN 9021-A2 M8	30	8	2,5
		A-DIN 125-A2 M8	16	8	1,6
		A-DIN 125-A2 M10	20	10	2
		A-DIN 125-A2 M12	24	12	2,5
AISI316	raw	A-DIN 433-A2 M12	20		2
		A4-DIN 9021 M8	24	8,4	
		A4-DIN 9021 M16	50	17	2,5
		A4-WIT-SHB M8	23	9	
		A4-WIT-SHB M10	26	12	5
		A4-WIT-SHB M12	28	14	



Quality	Finish	art.	M	L
AISI304	raw	A-DIN 439B-A2 M8	8	4
		A-DIN 934 M8		6,5
		A-DIN 934 M10	10	8
		A-DIN 934 M12	12	10
AISI316	raw	A-DIN 934 M16	16	13
		A4-DIN 439B M8	8	4
		A4-DIN 934 M10	10	8



Quality	Finish	art.	M	L	k
AISI304	raw	A-DIN 912-A2 M5x20	5	20	5
		A-DIN 912-A2 M8x20	8		8
		A-DIN 912-A2 M8x45		45	
		A-DIN 912-A2 M10x45	10		10
		A-DIN 912-A2 M10x60		60	
		A-DIN 912-A2 M12x25		25	12
		A-DIN 912-A2 M12x35	12	35	12
		A4-DIN 7984 M8x12	8	12	5



Quality	Finish	art.	d	L
AISI304	raw	A-PH 5x20	5	20
		A-PH 5x35		30
		A-PH 6x45	6	45
		A-DIN 7505A 5x20		20
		A-DIN 7505A 5x35	5	35
		A-DIN 7505A 5x45		45



Quality	Finish	art.	d	L
AISI304	raw	A-DIN 7981C-A2-TX 4,2x60	4,2	60



Quality	Finish	art.	d	L
AISI304	raw	A-PH 5x20	5	20
		A-PH 5x35		35
		A-PH 6x45	6	45



Quality	Finish	art.	d	L
AISI304	raw	A-DIN 7504K-A2 4,2x13		13
		A-DIN 7504K-A2 4,2x16	4,2	16
		A-DIN 7504K-A2 5,5x25	5,5	25
		A-DIN 7504K-A2 6,3x16	6,3	16



art.	ml	description
A/spray-R7016	400	Repair spray



art.	description
Q5/03-50	50ml, profi



art.	ml	description
Q5/05-LOCTITE	50	epoxy adhesive



art.	description	ml
J08/08	cutting/drilling oil	400



A/GLUE-403-20g A/GLUE-20g

art.	g	gap	description
A/GLUE-20g	20	0,2	all purpose superfast
A/GLUE-403-20g			



art.	ml	description
Q5/05-MAMUT	290	instant fix



art.	ml	quality	description
Q5/01GF-300 Nordic			-20°C +10°C
Q5/01GF-400 Nordic		vinylester	
Q5/01GF-300			-10°C +30°C
Q5/01GF-400			



art.	ml	quality	description
Q5/01B-300			-10°C +40°C
Q5/01B-400		vinylester	-10°C +40°C
Q5/01B-400 Winter			-20°C +20°C



art.	ml	quality	description
Q5/01GFP-300		Polyester	-5°C +30°C
Q5/01GFP-400			



art.	description
Q5/03-300	300ml, hobby



art.	description
Q5/03-400	400ml, profi




art.	description
Q5/01-16x130	mesh

7

GATE SETS


FOR ALUMINUM FENCES/GATES





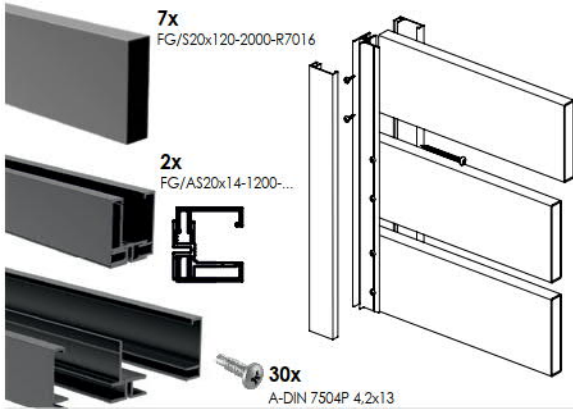
ZOSTAVY PLOTOVÉ

MODEL AIR
MODEL L1S
MODEL L2S



ZOSTAVY BRÁNOVÉ

MODEL SSG
MODEL DSG
MODEL RLG
MODEL CLG

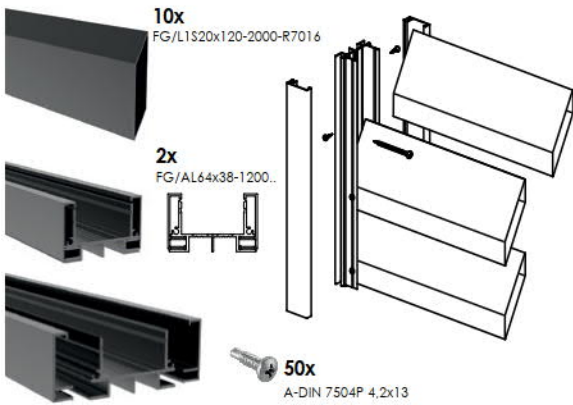


Plotový hliníkový dieliec
FG/AIR20x120-1,2x2-R7016



Materiál	Povrch	FARBA	
HLINÍK	natur	ANTRACIT	STRIEBORNÁ

MODEL AIR

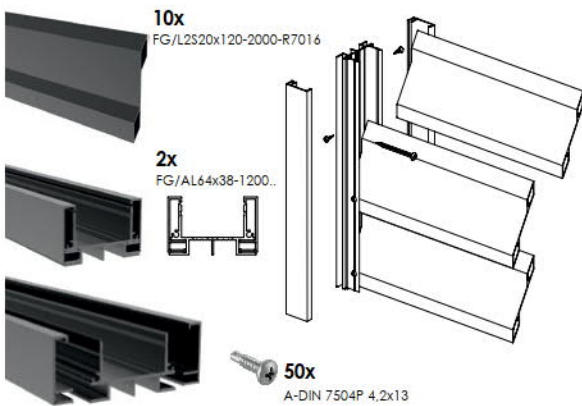


Plotový hliníkový dieliec
FG/L1S20x120-1,2x2-R7016



Materiál	Povrch	FARBA	
HLINÍK	natur	ANTRACIT	STRIEBORNÁ

MODEL LOUVER 1



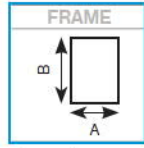
Plotový hliníkový dieliec
FG/L2S20x120-1,2x2-R7016



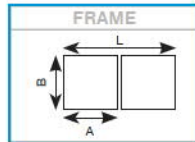
Materiál	Povrch	FARBA	
HLINÍK	natur	ANTRACIT	STRIEBORNÁ

MODEL LOUVER 2


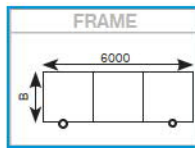

7
GATE SETS



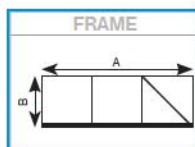
Material	Finish	Effect	art.	A	B	L
ALUMINIUM	natural	RAL7016	FG/S-SSG-R7016-SET	1025	1850	S+1084



Material	Finish	Effect	art.	A	B	L
ALUMINIUM	natural	RAL7016	FG/S-DSG-R7016-SET	3923	1850	3995




Material	Finish	Effect	art.	A	B	L
ALUMINIUM	natural	RAL7016	FG/S-RLG-R7016-SET	6000	2045	5500





Material	Finish	Effect	art.	A	B	L
ALUMINIUM	natural	RAL7016	FG/S-CLG-R7016-SET	6000	2125	4500



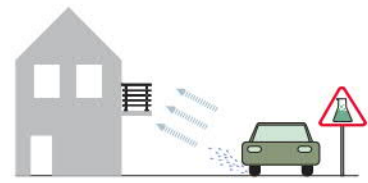
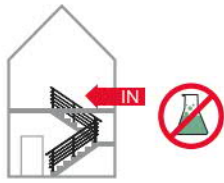
8 APPLICATIONS DESIGN GALLERY







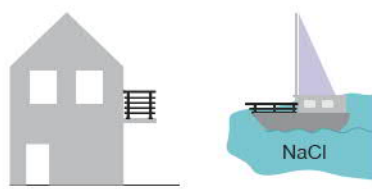





INOX			ALUMINIUM	ZAMAK
AISI304	AISI316	S.S. 2205		
✓	✓	✓	✓	✓

INOX			ALUMINIUM	ZAMAK
AISI304	AISI316	S.S. 2205		
✓	✓	✓	✓	✗

INOX			ALUMINIUM	ZAMAK
AISI304	AISI316	S.S. 2205		
✗	✓	✓	✓	✗



INOX			ALUMINIUM	ZAMAK
AISI304	AISI316	S.S. 2205		
✗	✓	✓	✓	✗

INOX			ALUMINIUM	ZAMAK
AISI304	AISI316*	S.S. 2205		
✗	✓	✓	✓	✗

INOX			ALUMINIUM	ZAMAK
AISI304	AISI316	S.S. 2205		
✗	✗	✓	✗	✗

* only mirror finish (polished)

material	AISI304	nerezová ocel	stal nierdzewna	rozsdamentes acél	stainless steel	Edelstahl	
	AISI316					INOX	
	S.S. 2205						
	CORTEN	corten ocel	corten stal	corten acél	corten steel	Cortenstahl	
	ALUMINIUM	hlinik	aluminium	aluminium	aluminium	Aluminium	
	ZAMAK	zliatina Zn+Al	stop cynku i aluminium	Zn+Al ötvözet	ZAMAC	Zinkdruckguss	alliage Zn+Al
	Fe	železo	żelazo	vas	iron	Eisen	fer
	Zn	zinok	cynk	cink	zinc	Zink	zinc
	Brass	mosadz	miedź	sárgaréz	brass	Messing	laiton
	PVC	polyvinyl chloride					
PETG	polyethylene terephthalate glycol						
Rubber	guma	guma	gumi	rubber	Gummi	gomme	
Beech	buk	buk	bükk	beech	Buche	hêtre	
Oak	dub	dąb	tölgy	oak	Eiche	chêne	
Spruce	smrek	świerk	lucfenyő	spruce	Fichte	épicéa	
VSG/ESG	sklo	szkło	üveg	glass	Glas	verre	
finish/effect	satin	brus K320	szlif K320	szálcsiszolt K320	brushed K320	geschliffen K320	brossé K320
	silver	strieborný	srebro	ezüst	silver	Silber	argent
	polish	lesk	polerowany	tükör polírozott	polished	poliert	poli
	raw	surový	surowy	nyers	raw	roh	brossé
	natural	nebrúsený	neszlifovany	natúr	rough	ungeschliffen	non-brossé
	INOX	nerez	nierdzewny	rozsdamentes	inox	Edelstahl	inox
	ELOX	eloxovaný	anodowany	eloxált	elox	Eloxiert	anodisé
		potrebné úpravy	niezbędne przystosowanie	szükséges módosítás	necessary modification	Anpassung ist notwendig	modification nécessaire
		nezmontované	niezłożone	nem összeszerelt	not assembled	unmontiert	non assemblé
		približný rozmer	przybliżone wymiary	közeliítő méretek	approximate dimension	die Abmessungen sind ungefähr	dimensions approximatives
Top	bestseller	bestseller	legjobban eladott	best seller	Bestseller	best-seller	
new	novinka	nowość	új	new	Neuheit	nouveau	
	RAL color						
	PVD = (physical vapor deposition) coating PVD-L = polished surface finish						
	LED						

- INOX AISI 304**
- vhodný do prostredia bez chlóru a oxidu siričitého
- INOX AISI 316**
- vhodný do prostredia s vysokým obsahom chlóru, oxidu siričitého, vysokej vlhkosti, do prímorských regiónov
- INOX S.S. 2205**- vhodný do prostredia s vysokým obsahom chlóru, oxidu siričitého, vysokej vlhkosti s prítomnosťou soli na pobreží a na voľnom mori.
- INOX AISI 304**
- suitable for the environment without chlorine and sulphur dioxide load
- INOX AISI 316**
- suitable for the environment with a high content of chlorine, sulphur dioxide load, high humidity, coastal regions
- INOX S.S. 2205**
- Suitable for environments with a high content of chlorine, sulfur dioxide, high humidity with salt on the coast and on the high seas.
- INOX AISI 304**
- przeznaczony dla środowiska bez dwutlenku siarki oraz chloru
- INOX AISI 316**
- przeznaczony dla środowiska o wysokiej zawartości dwutlenku siarki oraz chloru, wysokiej wilgotność oraz w regionach nadmorskie
- INOX S.S. 2205**
- Nadaje się do środowisk o wysokiej zawartości chloru, dwutlenku siarki, o wysokiej wilgotności, o dużym zasoleniu, w strefach nadmorskich, lub w bezpośrednim kontakcie z wodą morską.
- INOX AISI 304**
- alkalmazható olyan környezetben, ahol nincs klór és kén-dioxid terhelés
- INOX AISI 316**
- alkalmazható olyan környezetben, ahol magas a klór-, vagy kén-dioxid terhelés, magas a páratartalom, tengerparti régiókban
- INOX S.S. 2205**
- „Alkalmazható magas klór-, kén-dioxid-, sós nedvességtartalmú környezetben, valamint tengerparton és a nyílt tengeren”.
- INOX AISI 304**
- geeignet in Umgebung ohne Chlor und Schwefeldioxid
- INOX AISI 316**
- geeignet in Umgebung mit einem hohen Gehalt an Chlor, Schwefeldioxid oder in Umgebung mit hoher Luftfeuchtigkeit, in Küstenregionen
- INOX S.S. 2205**
- geeignet für Umgebungen mit hohem Gehalt an Chlor, Schwefeldioxid und hoher Luftfeuchtigkeit mit Salz an der Küste und auf hoher See
- INOX AISI 304**
- Convenable pour les environnements sans chlore et/ ou bioxyde de soufre
- INOX AISI 316**
- Convenable pour les environnements avec un contenu élevé de chlore et/ ou de bioxyde de soufre, une grande humidité, régions maritimes
- INOX S.S. 2205**
- Convenable au milieu avec un contenu élevé du dioxyde de soufre, ainsi qu'au milieu humide contenant du sel, tel que le bord de mer ou la mer ouverte.

TEST / CERTIFICATE




právo na technické, tvarové a rozmerové zmeny vyhradené / rights to technical, shape and dimensional changes reserved


pre najnovšie informácie navštívte našu webovú stránku www.umakov.sk / for latest information please visit our web site www.umakovshop.com


umakov.sk



 +421 51 488 19 00
info@umakov.sk

 umakov.sk
objednavky@umakov.sk

 +421 908 944 153
+421 910 262 707
+421 908 986 081

 **SERVIS**
+421 910 262 820
+421 911 383 645
servis@umakov.sk


 **REKLAMÁCIE**
+421 911 915 952
reklamacie@umakov.sk

 **ÚČTOVNÉ ODDELENIE**
+421 902 928 245
+421 911 750 326
fakturacia@umakov.sk

 **MARKETING**
+421 915 781 139
marketing@umakov.sk


 **KROMPACHY**
Homádska 337
053 42

 **BRATISLAVA**
Rožňavská 1
831 04

 **BANSKÁ BYSTRICA**
Zvolenská cesta 17
974 05

 +421 911 455 347
krompachy@umakov.sk


 +421 917 739 412
+421 904 644 378
ba@umakov.sk

 +421 905 304 548
bb@umakov.sk

umakov.cz



 +420 212 240 751
info@umakov.cz

 umakov.cz
objednavky@umakov.cz

 +420 608 743 164
+420 775 455 079
+420 608 313 799

 **SERVIS**
+420 775 061 735
+421 910 262 820

 **REKLAMACE**
+421 911 915 952

 **ÚČETNÍ ODDELĚNÍ**
+421 902 928 245
+421 911 750 326

servis@umakov.cz

reklamace@umakov.cz


fakturace@umakov.cz

 **PRAHA - OTICE**
Otice 40
251 63 Strančice

 **ŘÍČANY U BRNA**
Nám. Osvobození 63
664 82

 **HRADEC KRÁLOVÉ**
Náchodská 607
503 01

 **MORAVANY U BRNA**
Průmyslová 981/1
664 48

 +420 608 313 799
praha@umakov.cz

 +420 608 743 164
brno@umakov.cz


 +420 778 001 899
hk@umakov.cz


 +420 774 533 989
moravany@umakov.cz


umakov.pl





 +48 32 202 19 29
info@umakov.pl


 umakov.pl
zamowienie@umakov.pl

 +48 500 110 199
+48 668 494 940
+48 517 534 197

 **GDAŃSK**
+48 735 419 155
gdansk@umakov.pl

 **RADOM**
+48 664 855 695
radom@umakov.pl

 **NOWY SACZ**
+48 510 696 236
nowysacz@umakov.pl

 **POZNAŃ**
+48 602 335 611
poznan@umakov.pl

 **Ruda Śląska**
Al. Rodziny Gurtlerów 81
41-700


 +48 517 534 197
umakov@umakov.pl

umakov.hu



 +36 306 446 653
info@umakov.hu

 umakov.hu
megrendeles@umakov.hu

 +36 306 446 653
+36 301 610 011
+36 307 572 009

 **BUDAPEST**
Kármán Tódor utca 1. A. ép. 1. ajtó
2142 Nagytarcsa

 +36 305 662 474
hungary@umakov.hu





▶ UMAKOV SK

www.umakov.sk
info@umakov.sk

+421 51 488 19 00

▶ UMAKOV CZ

www.umakov.cz
info@umakov.cz

+420 212 240 751

▶ UMAKOV PL

www.umakov.pl
info@umakov.pl

+48 32 202 19 29

▶ UMAKOV HU

www.umakov.hu
info@umakov.hu

+36 306 446 653

👤 UMAKOV DE / AT

www.umakov.de
info@umakov.de

+421 907 684 761

👤 UMAKOV FR

www.umakov.fr
info@umakov.fr

+33 6.46.33.03.51

👤 UMAKOV IT

www.umakov.it
info@umakov.it

+39 348 349 0444

👤 UMAKOV WORLD

www.umakovshop.com
info@umakovshop.com

+421 915 093 533